




Amity

TECHNOLOGY



SUGAR BEET
HARVESTING EQUIPMENT



PROFIT WITH THREE

Amity Technology gives you **profit with three** using the **power of three**. As the world leader in sugar beet harvesting equipment, Amity has engineered each piece of sugar beet equipment for **ease of adjustment, low maintenance, and resale value**. When you group **Amity Defoliators, Harvesters, and Carts**, your operation will give you **more beets, cleaner beets, and maximum efficiency**. The partnership between the **Grower, the Dealer, and Amity Technology** gives you unmatched response when you need **sales, parts, or service**. If you want to Profit with Three, follow the leader – Amity Technology!



MORE BEETS
CLEANER BEETS
MAXIMUM EFFICIENCY



UNLOCK YOUR PR

More Beets

50 Series Defoliators



Amity 50 Series defoliators can easily work up to 30 percent faster due to 66 percent more second drum flail pins compared to its predecessor. Proper defoliation removes leaves without requiring excessive scalping, leaving more beets.

Harvesters



With their easy adjustments, Amity lifting struts pull more taproot in dry conditions and less mud in wet conditions. Active Depth Control (ADC) further maximizes root yield by regulating digging depth.

Sugar Beet Cart



The Amity sugar beet cart has a 35-ton load capacity with a 7-foot-wide elevator. The solid floor and drag chain do not damage the roots like some competitive models, therefore putting more beets in the truck. An optional scale tells you just how much.

PROFIT WITH THREE!

Cleaner Beets

Engineered to stay ahead of the harvester, with the 50 Series defoliators you won't have to defoliate acres ahead – taking advantage of the natural insulation provided by the crop canopy and delivering a high-quality product at a reduced cost. These leaf-free sugar beets increase yield and store better and longer for more profit.

Amity harvesters lift clean, whole beets and separate dirt during the process. Match options of hook vs. belted apron chain, steel vs. poly grab rolls, extended jump chain vs. rear grab rolls, and rear wheel vs. rear scrub chain and the result is cleaner beets, no matter your conditions.

In the Amity sugar beet cart, the transition from the floor chain to the boom and the tumbling of beets in the transition area further shed dirt that may have made it this far. This provides cleaner beets with less damage.

Maximum Efficiency

12-row defoliators became an efficiency item when harvesters were commonly 6-row units – that was 30 years ago. With today's equipment and the lessons we have learned about beet storage, matching defoliator and harvester size, as well as operating speed and quality performance are a natural. The 50 series defoliator can match the speed of your harvester and increase the quality of production. This translates to maximum efficiency.

Amity Technology harvesters are available in sizes from 4 to 12 rows, with row spacings of 20, 22, 24, 26, 28, and 30 inches commonly harvested in America. No matter your spacing or your acreage, Amity has a combination to enable maximum efficiency for your operation, utilizing the power you have. The power you use for harvest can be used for other operations as well. Now that is efficiency!

Capable of unloading 6 to 30 tons per minute, the sugar beet cart keeps your operation moving! Reducing cart unloading time and decreasing the damage to your crop puts your trucking investment where it is most efficient, no matter the field conditions, on the road!

50 SERIES DEFOLIATORS

Amity 50 Series defoliators work up to 30 percent faster than their predecessor to match harvester speed. Engineered to stay ahead of the harvester, you won't have to defoliate acres ahead – taking advantage of the natural insulation provided by the crop canopy – delivering a high-quality product at a reduced cost.





The heart of the 50 Series defoliators is the Amity shrouded, combination steel front drum. It removes and finely sizes the foliage and distributes it evenly between the rows. Combined with a 10-pin second drum and a height-adjustable third drum, 50 Series defoliators give you the ability to match your harvesting speed and increase quality.



OO SERIES DEFOLIATORS

Amity Technology sugar beet defoliators lead the way with their simple, efficient design and innovations that are proven to clean the green from the sugar beet and add it to your bottom line.





Three-drum Amity defoliators are available with a variety of flail configurations to match your operation.



DEFOLIATOR FEATURES



The optional row finder mounts either on the frame or the scalper bar and will please the harvester operator by keeping the removed foliage between the rows.



Hydraulic front and rear doors are standard on 50 series. Optional hydraulic doors are available on 00 series.



Amity defoliators are available with a number of rear strut options, like steerable or non-steerable, cylinders for ease of height adjustment, and offset to defend against pivot tracks.

7.6 x 15 with 22-inch spacing

11.2 x 24 with 22-inch spacing

11.2 x 24 with 30-inch spacing

11.2 x 24 with 44-inch spacing



Optional stabilizer wheels for narrow stance rear strut assembly.



Another Amity Technology exclusive is the all gearbox drive on all defoliator models. Engineered to the power required, these boxes efficiently transfer low-maintenance power. No belts here!



Amity Technology offers many flail options, including L-knife, cup knife, tapered rubber, and Amity's exclusive split flail and patented studded flail.

DEFOLIATOR SPECIFICATIONS:

Defoliators	3750	3700	3550	3500	3450	3300
Number of Rows	8 to 12	8 to 12	6 to 8	6 to 8	6	4 to 6
Row Spacing	20-30"	20-30"	20-30"	20-30"	20-24"	20-30"
Total Weight	15,200 lbs	13,600 lbs	13,200 lbs	12,000 lbs	11,500 lbs	10,000 lbs
Hitch Weight	6,050 lbs	5,000 lbs	5,000 lbs	4,400 lbs	4,400 lbs	3,800 lbs
Length w/o scalpers	19' 6"	19' 6"	19' 6"	19' 6"	19' 6"	19' 6"
Width	23' 11"	23' 11"	16' 0"	16' 0"	13' 4"	13' 4"
Height	7' 0"	7' 0"	7' 0"	7' 0"	7' 0"	6' 6"
Recommended Working Speed	3-6 mph	2-4 mph	3-6 mph	2-4 mph	3-6 mph	2-4 mph
Maximum Road Travel Speed	25 mph	25 mph	25 mph	25 mph	25 mph	25 mph
Tractor Requirements (minimum):						
Recommended Power (PTO)	215 hp	160 hp	160 hp	130 hp	130 hp	100 hp
PTO Speed	1,000 rpm	1,000 rpm	1,000 rpm	1,000 rpm	1,000 rpm	1,000 rpm
Drawbar Vertical Load	6,000 lbs	5,000 lbs	5,000 lbs	5,000 lbs	5,000 lbs	4,000 lbs
Hydraulic Capacity	30 gpm	30 gpm	30 gpm	30 gpm	30 gpm	30 gpm
Hydraulic Pressure	2,700 psi	2,700 psi	2,700 psi	2,700 psi	2,700 psi	2,700 psi

Note: The specifications above are estimates and may vary with conditions.

AMITY PRODUCTS

Amity Technology products have become the benchmark to which others strive. Built with innovative design, uncompromised engineering, and durability, Amity products are supported by the best parts supply through the widest network of excellent dealership partners.





SCRUB TOWER HARVESTERS

The flagship of Amity Technology is the scrub tower harvester, available in models 2300, 2400, 2500, and 2700. The lifting strut is the cornerstone of all Amity harvesters. Engineered to lift whole beets, Amity lifting struts are adjustable to minimize unwanted mud or utilize lighter soils to ensure the root enters the harvester. With efficiency in mind, you can adjust the rest of the harvester to clean as required. Scrub tower models are an excellent choice for heavier soils that stick.





WHEEL HARVESTERS

Amity wheel harvesters are most effective in areas with lighter soils. With the simple design that allows incredible visibility inside the machine, Amity wheel harvesters lift sugar beets with fewer wear parts. Choose 4, 6, 8, or 12-row models to maximize production in your operation.



ACTIVE DEPTH CONTROL

Active Depth Control (ADC) on Amity harvesters is a major advancement in efficiency and profitability for your operation. As harvester widths increase, the need for leveling the harvester has become a key component in reducing tare and maximizing root yield.

During normal operation, harvester weight dynamics are constantly changing. As the tank and boom fill and empty and as field conditions go from wet to dry, ADC continuously monitors the digging depth and makes adjustments with the hitch and rear cylinders across the machine.



Harvested with Active Depth Control



Harvested without Active Depth Control



From the monitor in the tractor, the operator sets digging parameters on the circuit board. The sensors, or wands, advise the circuit board of the digging depth. The circuit board then instructs the valve block to make adjustments to the hitch and axle cylinders.

HARVESTER FEATURES



Amity harvesters utilize an apron chain between the lifter wheels and the grabrolls, transferring the crop through the harvester and removing a majority of the dirt.




The Amity row finder is a simple, effective tool to keep your harvester on the row. The row finder also has a backup feature that allows you to backup without lifting the machine or damaging the row finder.



Grabrolls on Amity Technology harvesters are designed to remove any remaining dirt or trash from the sugar beets before they are elevated to the tank. Grabrolls can easily be adjusted to be more or less aggressive, depending on field conditions.


2700 FEATURES

2700 harvesters from Amity Technology are available in three different configurations.



Standard

Standard jump chain with rear grabrolls for heavier clay soils.



Extended

Extended jump chain without rear grabrolls for lighter soils. Extended jump chains offer gentler handling of sugar beets.



Wheel

Standard jump chain with wheel lifter for lightest soils or for operations that do not want chains.

2300/2400/2500 FEATURES



Amity paddles effectively move the sugar beets from the lifter wheels into the harvester.



Easy pinch point adjustments on Amity harvesters help you pull more taproot in dry conditions and less mud in wet conditions.



Tires available on the 2700 harvester:

- 710/70R38 non-steering
- 600/60R30.5 steering

Tires for the 2700 harvester are all ADC compatible



Shield with gas shocks provides easy access to working components.



Amity harvesters are available with three different rear-carrying struts, including:

- 11.2 x 24
- 23.5/55 x 26
- 11.2 x 24 steering



HARVESTER SPECIFICATIONS:

Harvester Model	2700 Wheel	2700 Scrub	2500 Wheel	2500 Scrub	2400 Scrub	2300 Wheel	2300 Scrub
Number of Rows	8 to 12	8 to 12	6 to 8	6 to 8	4 to 6	4 to 6	4 to 6
Row Spacing	20-30"	20-30"	20-30"	20-30"	20-30"	20-30"	20-30"
Total Weight	36,500 lbs	36,000 lbs	23,500 lbs	22,500 lbs	20,000 lbs	19,750 lbs	19,000 lbs
Drawbar Vertical Load	6,500 lbs	6,000 lbs	9,500 lbs	7,500 lbs	6,250 lbs	7,500 lbs	6,000 lbs
Length	26' 6"	30' 6"	22' 6"	20' 6"	22' 6"	22' 6"	20' 6"
Transport Width (with boom down)	24' 6"	24' 6"	19' 6"	19' 6"	16' 2"	15' 10"	15' 10"
Operating Width (with boom up)	31'	31'	25'	25'	20' 10"	20' 6"	20' 6"
Height	14'	14'	13' 10"	13' 10"	13' 10"	13' 10"	13' 10"
Tank Capacity	4.5 tons	4.5 tons	3.5 tons	3.5 tons	3 tons	3 tons	3 tons
Tractor Requirements (minimum):							
Recommended Power (PTO)	250 hp	250 hp	200 hp	200 hp	170 hp	170 hp	170 hp
PTO Speed	1,000 rpm	1,000 rpm	1,000 rpm	1,000 rpm	1,000 rpm	1,000 rpm	1,000 rpm
Hydraulic Capacity	30 gpm	30 gpm	30 gpm	30 gpm	30 gpm	30 gpm	30 gpm
Hydraulic Pressure	2,700 psi	2,700 psi	2,700 psi	2,700 psi	2,700 psi	2,700 psi	2,700 psi

Note: The specifications above are estimates and may vary with conditions.



BEET CART

Capable of unloading 6 to 30 tons per minute, the Amity sugar beet cart quickly turns your trucks and gets them back on the road, no matter the field conditions. Whether your field is wet or dry, this cart reduces field compaction and beet damage to maximize your harvesting efficiency.



BEET CART SPECIFICATIONS:

Unloading Speed	6 to 30 tons/minute
Capacity	35 tons
Power Required (PTO)	300 hp
Maximum Transport Speed	15 mph
Track Measurements	3' x 11' 4"
Hydraulic Remotes	4
Hydraulic Capacity	45 gpm
Hydraulic Pressure	2,700 psi
Field Position	
Length	35'
Width	11' 6"
Height	19'
Transport Position	
Width	11' 6"
Height	12'
Discharge	left or right
Note: The specifications above are estimates and may vary with conditions.	



The optional wireless scale will ensure your trucks leave full, not overweight.




Solid floor and drag chains eliminate unacceptable beet damage in dry conditions.



35-ton capacity will quickly and efficiently build a clamp or fill a truck.

Amity

TECHNOLOGY



2800 7th Avenue North
Fargo, ND 58102 USA
Phone: 701.232.4199
Fax: 701.234.1716
www.amitytech.com