

# PARTS MANUAL

2022

Crop Chaser 1000




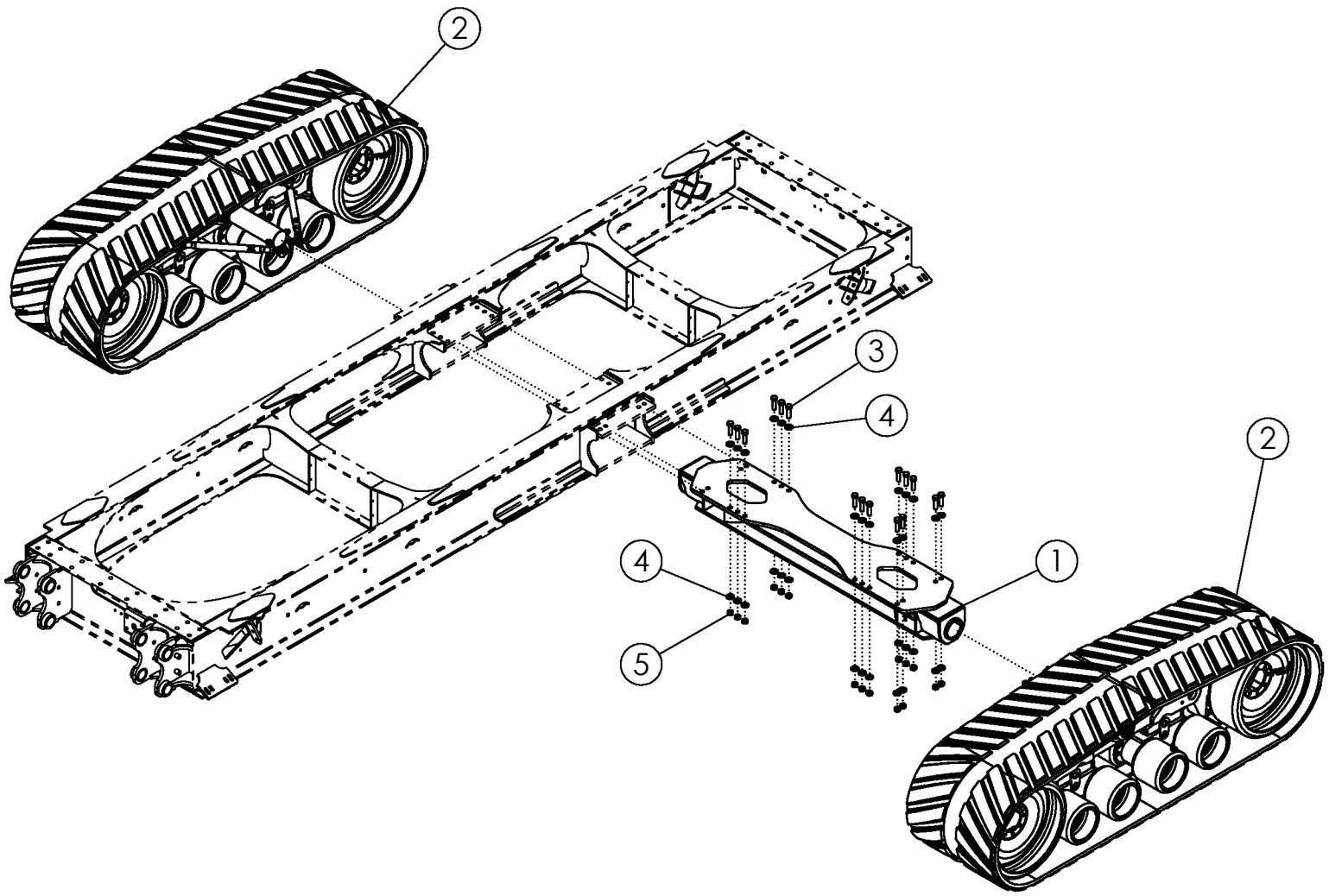
2800 7<sup>th</sup> Avenue North  
Fargo, ND 58108

Phone: (701) 232-4199  
Fax: (701) 234-1716  
[www.amitytech.com](http://www.amitytech.com)



## TABLE OF CONTENTS - CAMSO


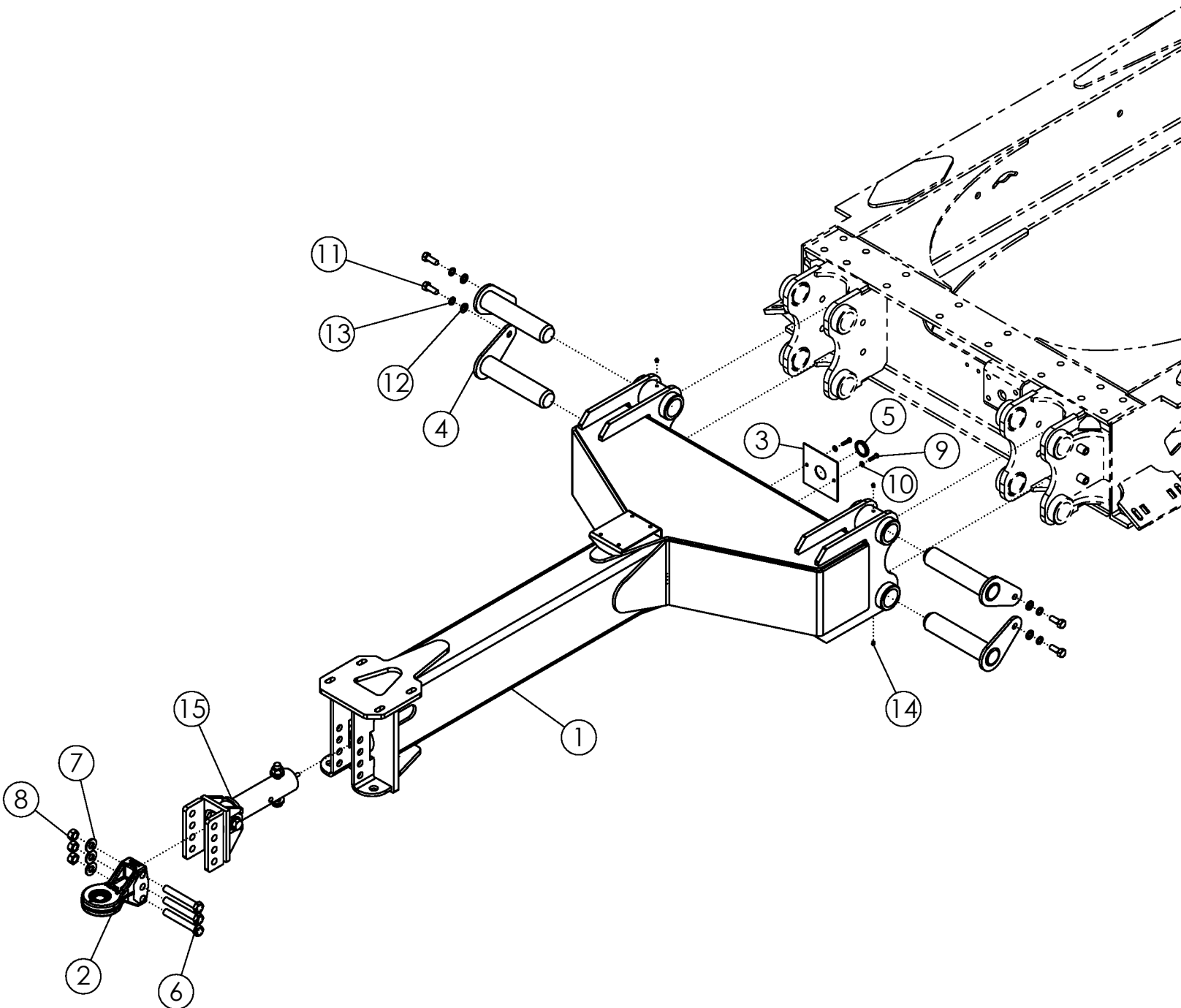
AXLE	1-2
HITCH	3-4
LADDER FRAME	5-6
TRIANGLE FRAME FRONT	7-8
TRIANGLE FRAME REAR	9-10
TRIANGLE AND LADDER SUB	11-12
TRUSS FRAME	13-14
ARCH	15-16
UNLOAD WALL	17-18
TANK	19-22
WEIGHT KIT	23-24
LIGHT KIT	25-26
LIGHT KIT HARNESS	27-28
CAMERA KIT WITH HARNESS	29-30
HYDRAULIC JACK	31-32
FLOOR CHAIN MOTORS	33-34
FILL WALL RUBBER	35-36
TANK ACCESS DOOR	37-38
TANK TOP EXTENTION FRONT	39-40
TANK TOP EXTENTION REAR	41-42
FILL EXTENTION SUPPORT	43-44
HOOK ON GRAIN CHUTE	45-46
UNLOAD CHAIN WIPER	47-48
TOP DOOR LOCK BAR	49-50
TANK LADDER	51-52
HAUNCH	53-54
REVERSE HITCH	55-56
TRUSS ARM SHORT	57-58
TRUSS ARM LONG	59-60
MUDFLAPS	61-62
SCALE SYSTEM (CAMSO)	63-64
LADDER FRAME ROLLER	65-66
SAFETY PINS	67-68
HOSE TRAY	69-70
HYDRAULIC MOUNTING LIFT	71-72
CYLINDER HYDRAULICS TILT	73-74
CYLINDER HYDRAULICS	75-76
FRONT MOTOR HYDRAULICS	77-78
REAR MOTOR HYDRAULICS	79-80
TANK DOOR HYDRAULICS	81-82
JACK HYDRAULICS	83-84
HYDRAULIC LABEL ASSY	85-86
DECALS	87-92





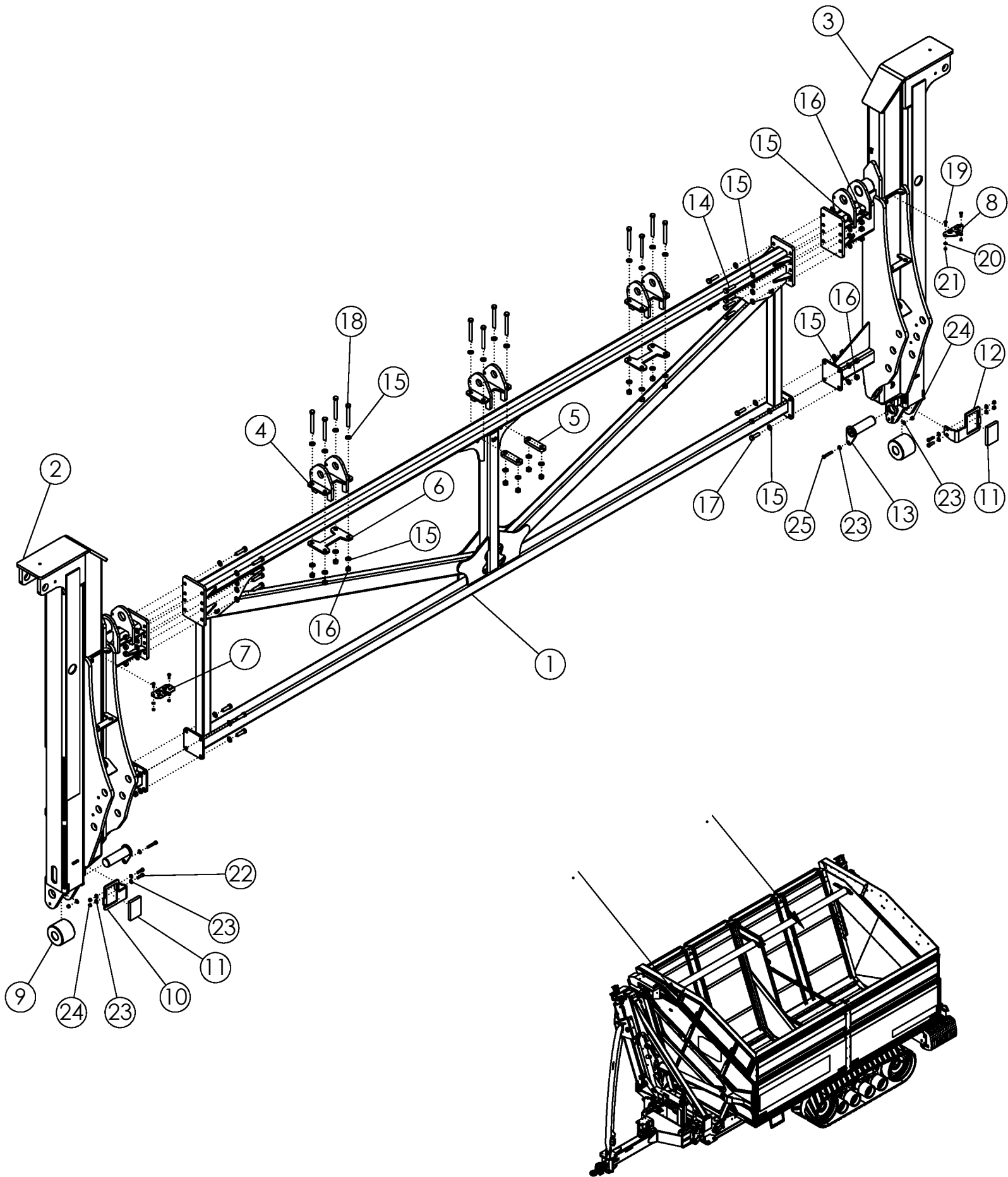
## AXLE

ITEM	PART NO.	DESCRIPTION	QTY
1	318129	AXLE-CC1000	1
2	310003	TRACKS-CAMOPLAST TTS-100-3613 PAIR	1
3	1032276	BOLT-HEX: 1.00 X 3.50 NC GR8 ZP	16
4	1030728	WASHER-FLAT: SAE 1.00 ZP GR8	32
5	1016969	NUT-TOPLOCK: 1.00 NC GR5 ZP	16



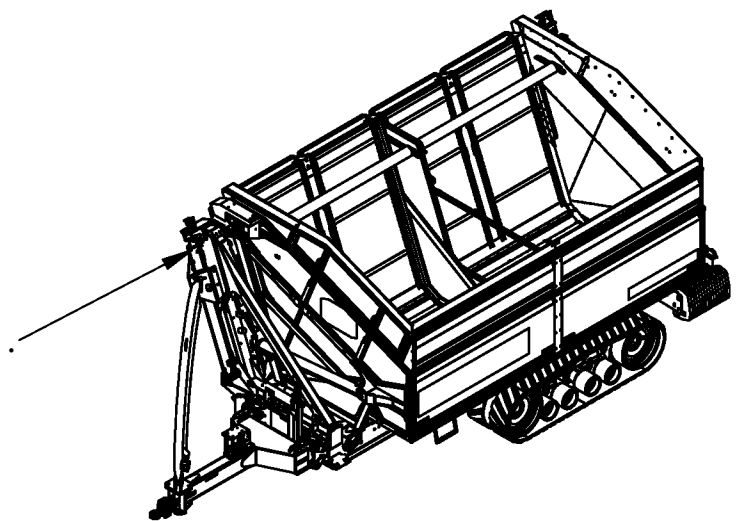
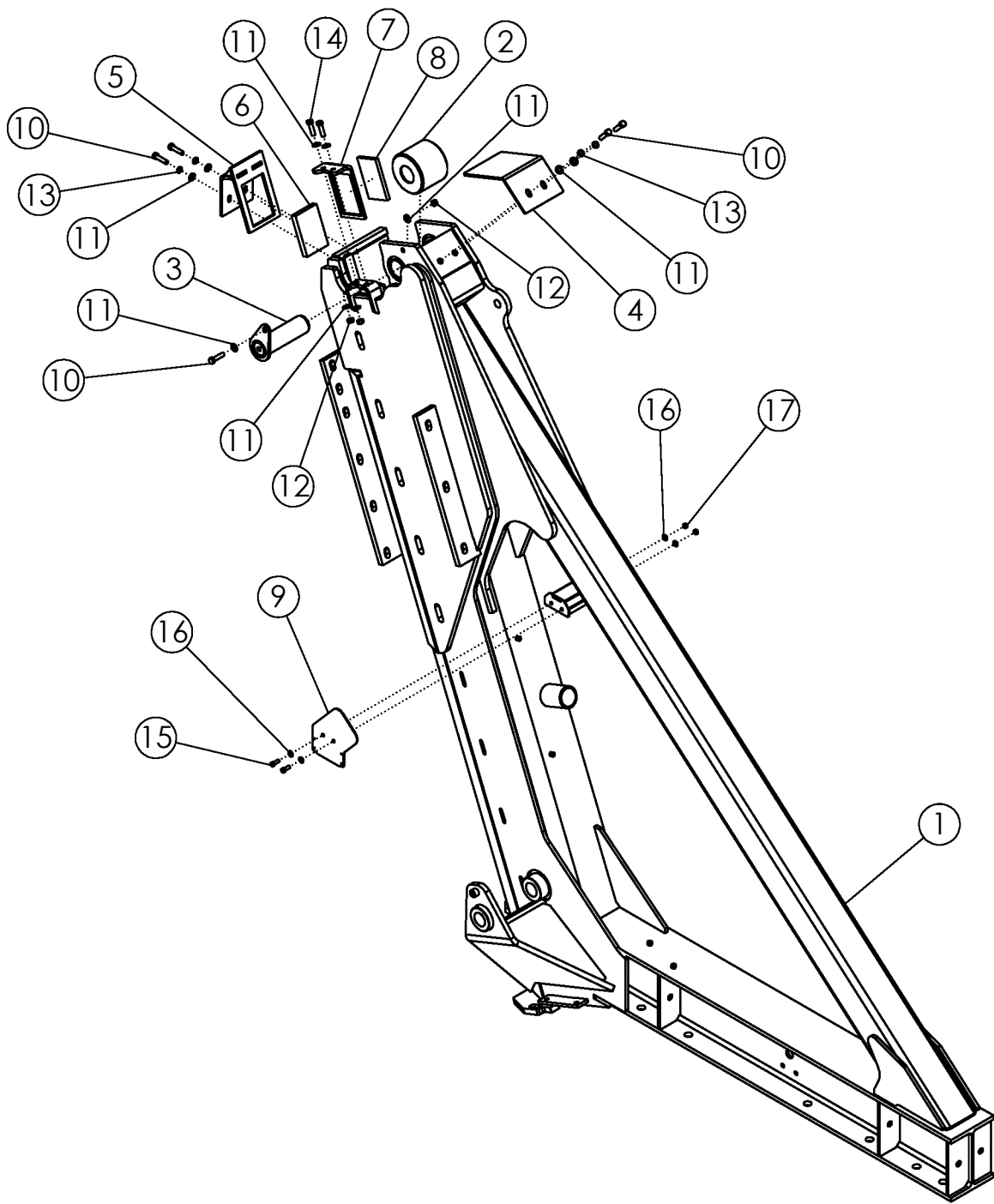
# HITCH

ITEM	PART NO.	DESCRIPTION	QTY
1	318192	WLDMT-CC1000 HITCH	1
2	311422	HITCH-BULL PULL CAT 3/4 (FORGED)	1
	311820	HITCH-BULL PULL CAT 5	
3	318898	PLATE-REAR HARNESS HOLE COVER	1
4	318276	WLDMT-HITCH FLAG PIN 3.00" X 13.00" ZP	4
5	319202	GROMMET-RUBBER VARIABLE ID	1
6	1018839	BOLT-HEX: 1.00 X 7.00 NC GR8 ZP	3
7	1030728	WASHER-FLAT: SAE 1.00 ZP GR8	3
8	1016969	NUT-TOPLOCK: 1.00 NC GR5 ZP	3
9	1011602	BOLT-HEX: .38 X 1.50 NC GR5 ZP	2
10	1014608	WASHER-FLAT: SAE .38 ZP	2
11	1012060	BOLT-HEX: .75 X 2.00 NC GR5 ZP	4
12	1012634	WASHER-FLAT: SAE .75 ZP	4
13	1012061	WASHER-LOCK: .75 ZP	4
14	1030766	ZERK-GREASE: .13 NPT STRAIGHT	4
15	318025	KT-SCALE CROP CHASER WIRELESS (DIGISTAR)	1



## LADDER FRAME

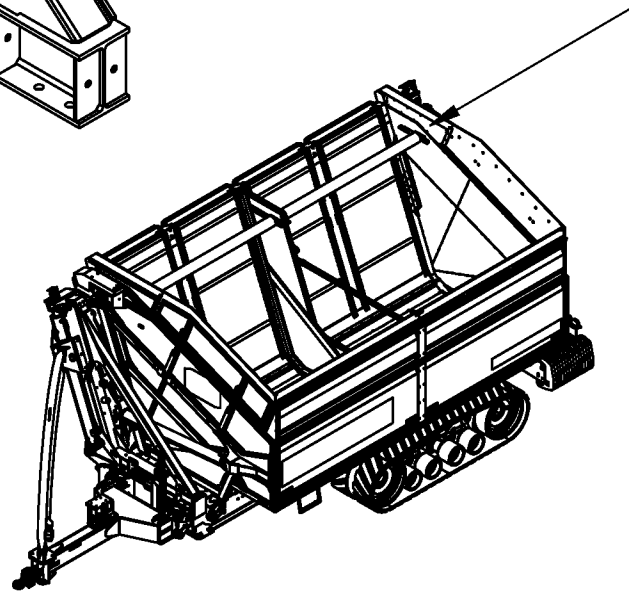
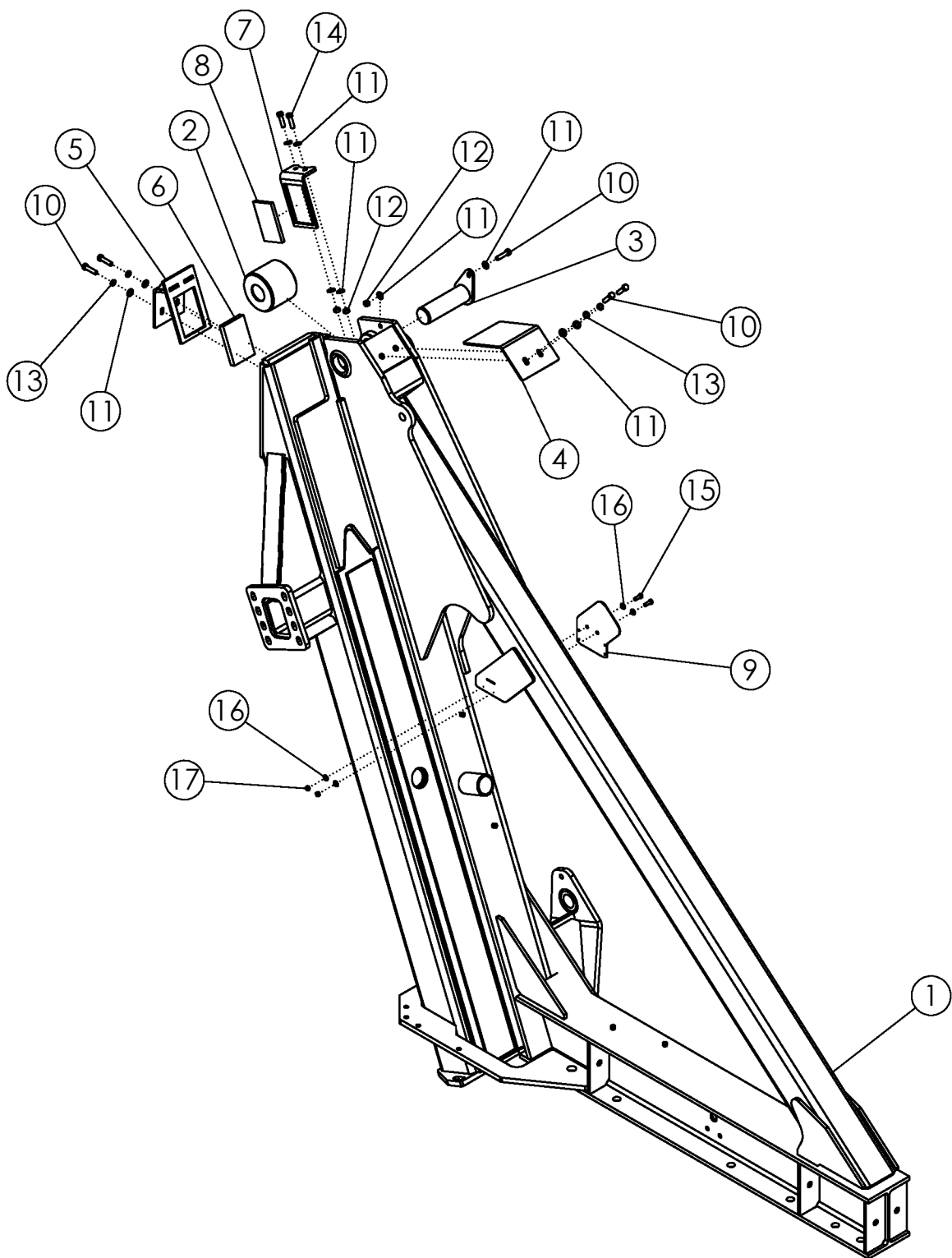
ITEM	PART NO.	DESCRIPTION	QTY
1	318912	WLDMT-LADDER CROSS FRAME PC	1
2	318931	WLDMT-LADDER SUB FRONT	1
3	318934	WLDMT-LADDER SUB REAR	1
4	318911	WLDMT-HINGE MIDDLE EAR	3
5	318921	PLATE-HINGE BOLT MOUNT	2
6	318927	PLATE-HINGE BOLT MOUNT OUTSIDE	2
7	319328	PLATE-LADDER BULKHEAD FRONT	1
8	319329	PLATE-LADDER BULKHEAD REAR	1
9	319326	ASSY-LADDER FRAME ROLLER	2
10	318708	PLATE-PLASTIC MOUNT 2 FRONT	1
11	318714	PLASTIC-LADDER FRAME BLOCK	2
12	318709	PLATE-PLASTIC MOUNT 2 REAR	1
13	318079	WLDMT-ROLLER FLAG PIN 2.50" GKF	2
14	1032291	BOLT-HEX: .75 X 3.00 NC GR8 YZP	16
15	35132	WASHER-FLAT: SAE .75 YZP GR8	72
16	1017000	NUT-TOPLOCK: .75 NC GR5 ZP	36
17	62096	BOLT-HEX: .75 X 2.50 NC GR8 ZP	8
18	319218	BOLT-HEX: .75 X 6.50 NC GR8 YZP	12
19	1016362	BOLT-CRG: .38 X 1.25 NC GR5 ZP	4
20	1014608	WASHER-FLAT: SAE .38 ZP	4
21	1016999	NUT-TOPLOCK: .38 NC GR5 ZP	4
22	1011608	BOLT-HEX: .50 X 1.75 NC GR5 ZP	4
23	1011584	WASHER-FLAT: SAE .50 ZP	12
24	1027461	NUT-TOPLOCK: .50 NC GR5 ZP	6
25	1011611	BOLT-HEX: .50 X 3.00 NC GR5 ZP	2



## TRIANGLE FRAME FRONT

ITEM	PART NO.	DESCRIPTION	QTY
1	318311	WLDMT-TRIANGLE FRAME FRONT	1
2	319326	ASSY-LADDER FRAME ROLLER	1
3	318079	WLDMT-ROLLER FLAG PIN 2.50" GKF	1
4	318681	PLATE-ROLLER SHIELD	1
5	319011	WLDMT-TRIANGLE PLASTIC BLOCK MOUNT	1
6	318714	PLASTIC-LADDER FRAME BLOCK	1
7	318730	PLATE-INNER TRIANGLE PLASTIC MOUNT	1
8	318731	PLASTIC-INNER TRIANGLE FRAME BLOCK	1
9	319295	PLATE-HOSE LOOP CAP WTH LIBRA MOUNT	1
10	1011609	BOLT-HEX: .50 X 2.00 NC GR5 ZP	5
11	1011584	WASHER-FLAT: SAE .50 ZP	10
12	1027461	NUT-TOPLOCK: .50 NC GR5 ZP	3
13	1011581	WASHER-LOCK: SAE .50 ZP	4
14	1011608	BOLT-HEX: .50 X 1.75 NC GR5 ZP	2
15	1011600	BOLT-HEX: .38 X 1.00 NC GR5 ZP	2
16	1014608	WASHER-FLAT: SAE .38 ZP	4
17	1016999	NUT-TOPLOCK: .38 NC GR5 ZP	2

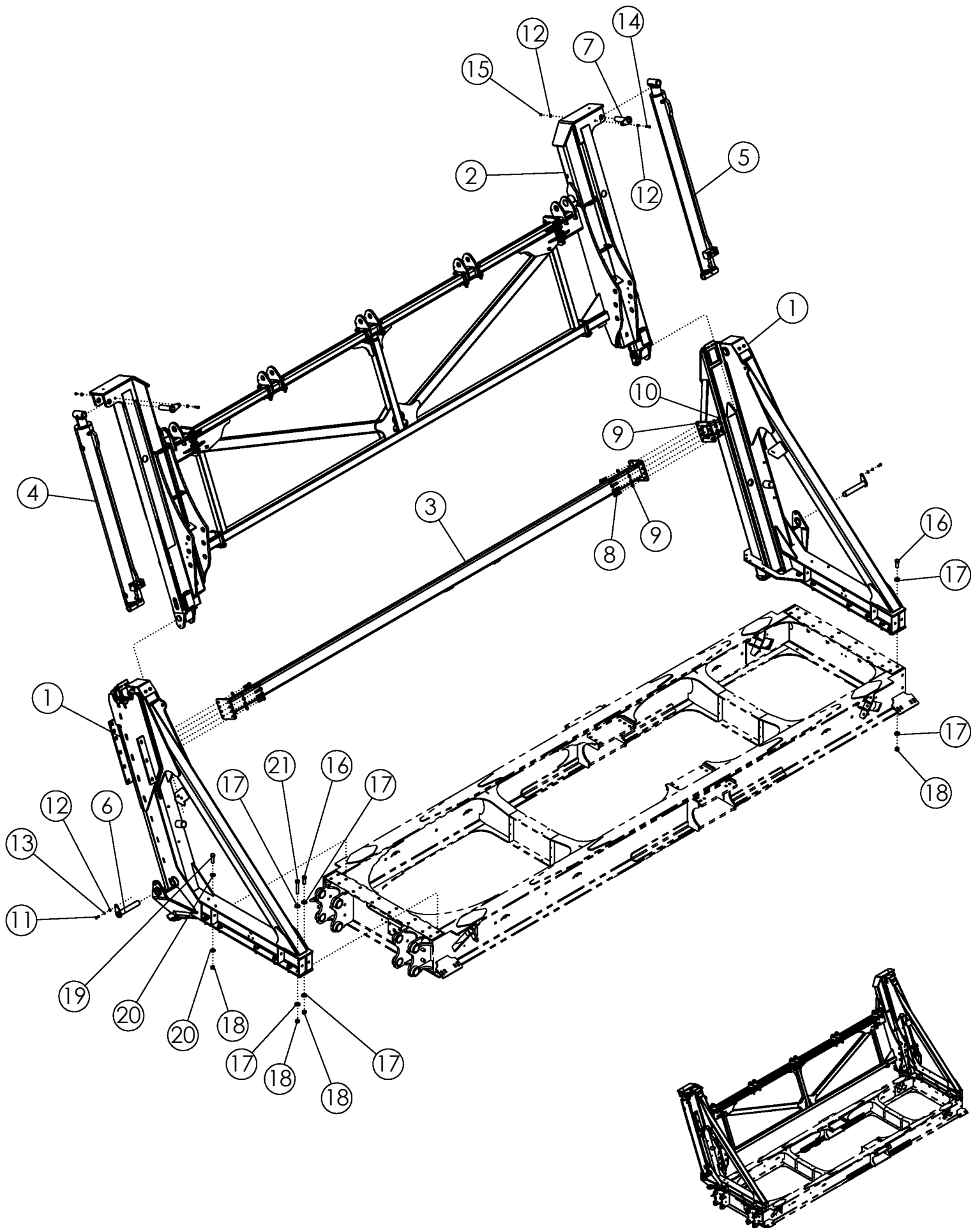






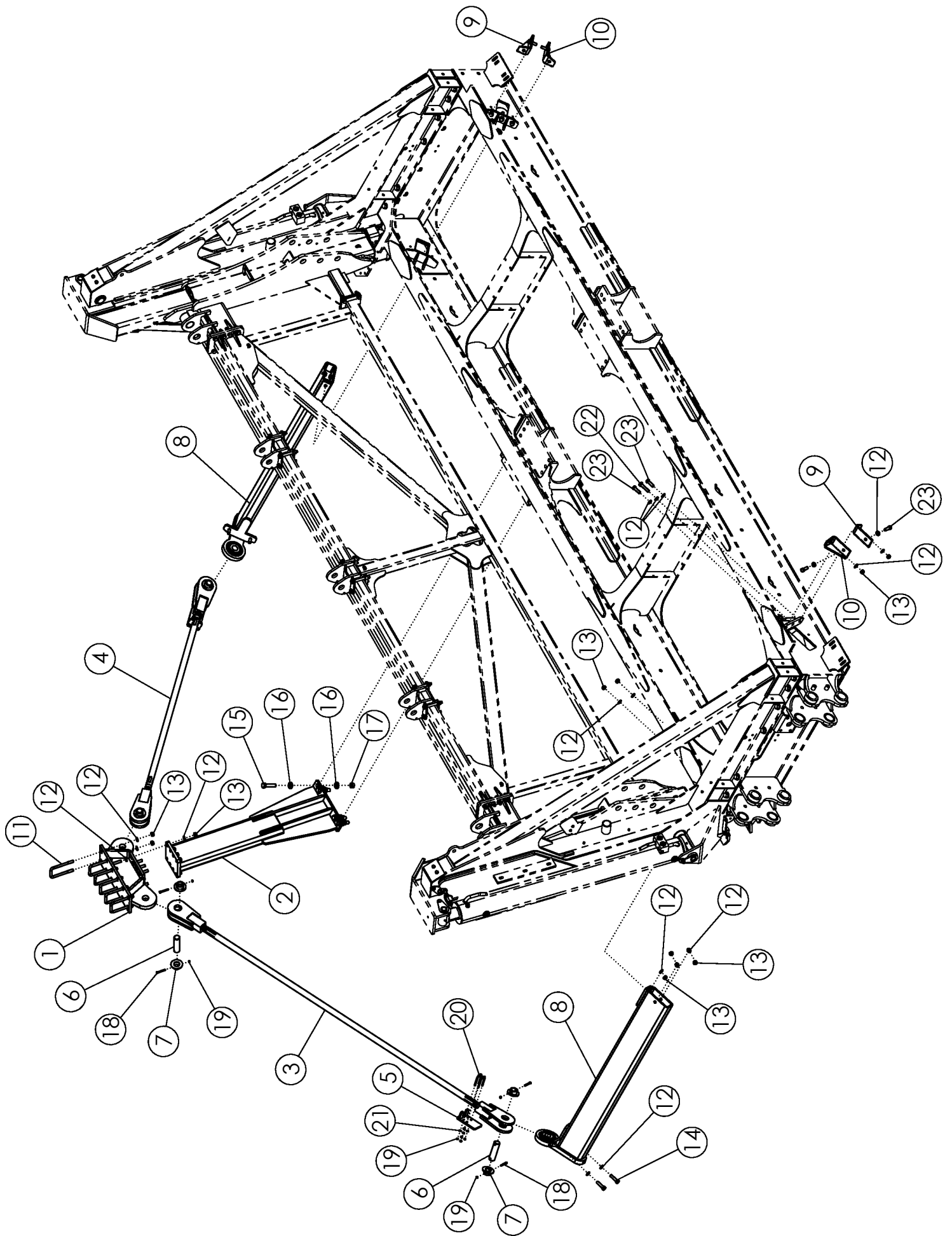
## TRIANGLE FRAME REAR

ITEM	PART NO.	DESCRIPTION	QTY
1	318312	WLDMT-TRIANGLE FRAME REAR	1
2	319326	ASSY-LADDER FRAME ROLLER	1
3	318079	WLDMT-ROLLER FLAG PIN 2.50" GKF	1
4	318681	PLATE-ROLLER SHIELD	1
5	319011	WLDMT-TRIANGLE PLASTIC BLOCK MOUNT	1
6	318714	PLASTIC-LADDER FRAME BLOCK	1
7	318730	PLATE-INNER TRIANGLE PLASTIC MOUNT	1
8	318731	PLASTIC-INNER TRIANGLE FRAME BLOCK	1
9	319295	PLATE-HOSE LOOP CAP WITH LIBRA MOUNT	1
10	1011609	BOLT-HEX: .50 X 2.00 NC GR5 ZP	5
11	1011584	WASHER-FLAT: SAE .50 ZP	10
12	1027461	NUT-TOPLOCK: .50 NC GR5 ZP	3
13	1011581	WASHER-LOCK: SAE .50 ZP	4
14	1011608	BOLT-HEX: .50 X 1.75 NC GR5 ZP	2
15	1011600	BOLT-HEX: .38 X 1.00 NC GR5 ZP	2
16	1014608	WASHER-FLAT: SAE .38 ZP	4
17	1016999	NUT-TOPLOCK: .38 NC GR5 ZP	2



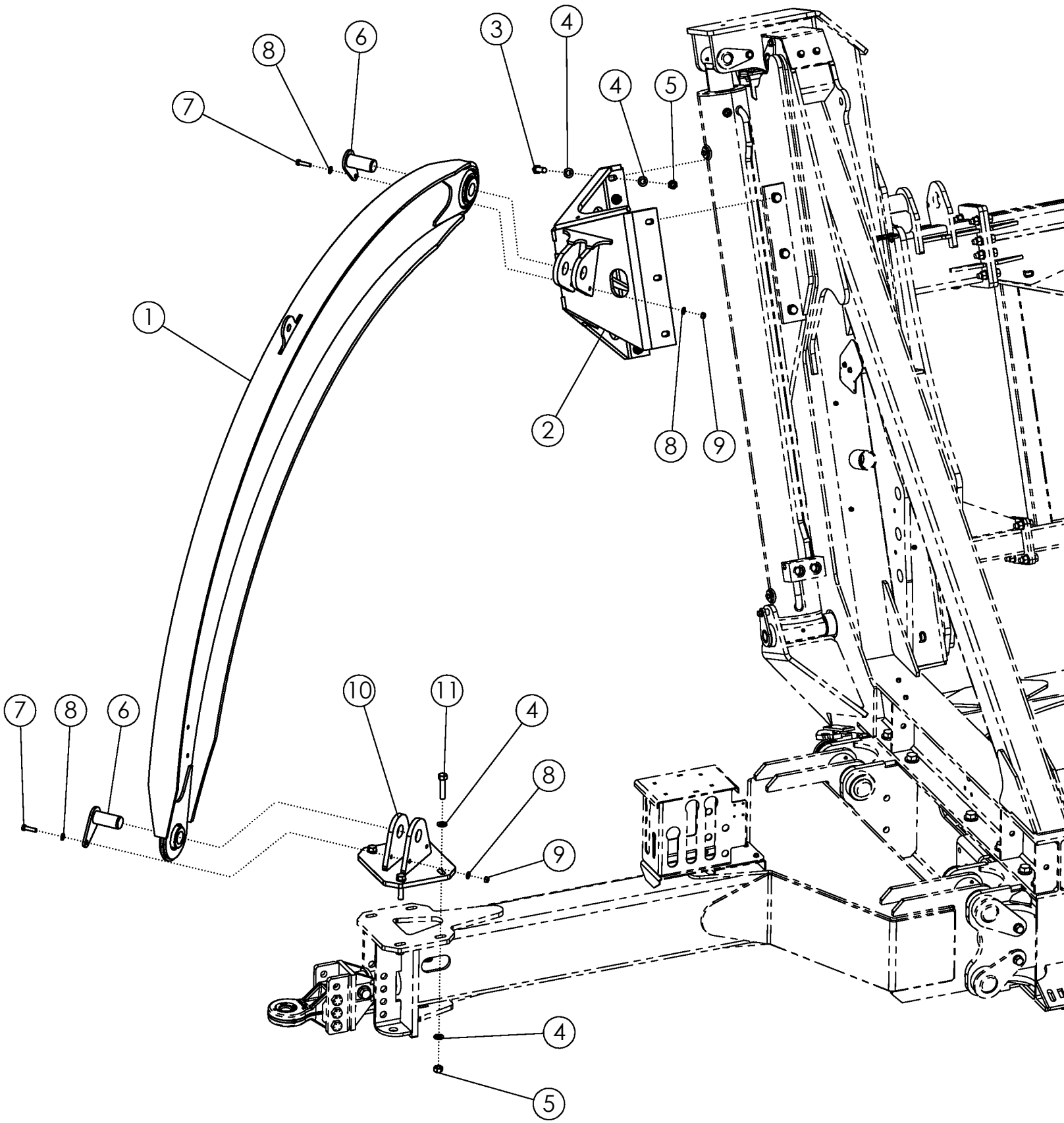
## TRIANGLE AND LADDER SUB

ITEM	PART NO.	DESCRIPTION	QTY
1	318379	ASSY-TRIANGLE FRAMES	1
2	318935	ASSY-LADDER FRAME	1
3	318970	WLDMT-UPPER TRUSS	1
4	318001	CYL-HYDRAULIC 7.00 X 72 REPHASE	1
5	318002	CYL-HYDRAULIC 5.75 X 72 REPHASE	1
6	318156	WLDMT-CYLINDER FLAG PIN 2.00" X 12.00" ZP	2
7	318160	WLDMT-CYLINDER FLAG PIN 2.00" X 8.00" ZP	2
8	1032291	BOLT-HEX: .75 X 3.00 NC GR8 YZP	16
9	35132	WASHER-FLAT: SAE .75 YZP GR8	32
10	1017000	NUT-TOPLOCK: .75 NC GR5 ZP	16
11	1011607	BOLT-HEX: .50 X 1.50 NC GR5 ZP	2
12	1011584	WASHER-FLAT: SAE .50 ZP	6
13	1011581	WASHER-LOCK: .50 ZP	2
14	1017708	BOLT-HEX: .50 X 2.25 NC GR5 ZP	2
15	1027461	NUT-TOPLOCK: .50 NC GR5 ZP	2
16	1018008	BOLT-HEX: 1.00 X 3.00 NC GR8 ZP	20
17	1030728	WASHER-FLAT: SAE 1.00 ZP GR8	42
18	1016969	NUT-TOPLOCK: 1.00 NC GR5 ZP	23
19	1011626	BOLT-HEX: 1.00 X 3.50 NC GR5 ZP	2
20	1016663	WASHER-FLAT: SAE 1.00 ZP	4
21	1032502	BOLT-HEX: 1.00 X 6.00 NC GR8 ZP	1



## TRUSS FRAME

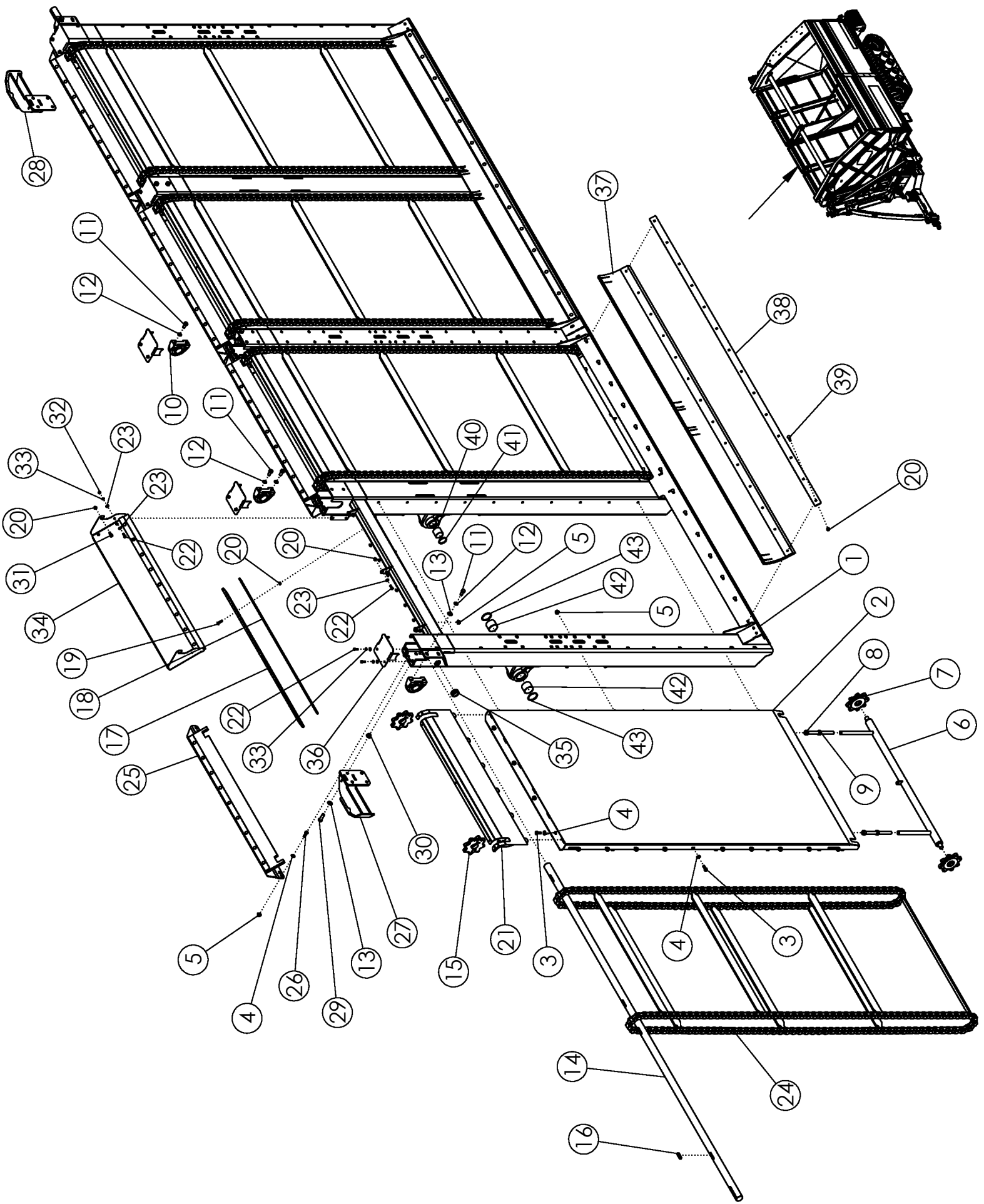
ITEM	PART NO.	DESCRIPTION	QTY
1	318979	WLDMT-MIDDLE TRUSS CONNECTION	1
2	318944	WLDMT-TRUSS CENTER SUPPORT	1
3	318923	ASSY-TRUSS ARM LONG	1
4	318952	ASSY-TRUSS ARM SHORT	1
5	319185	WLDMT-SHAFT MOUNT	2
6	319195	PIN-TRUSS 2.000" X 7.125" ZP	4
7	319197	WLDMT-TRUSS PIN COLLAR	8
8	318951	ASSY-MODULE END CONNECTION	2
9	319062	WLDMT-MODULE GUSSET LH	2
10	319063	WLDMT-MODULE GUSSET RH	2
11	319026	U-BOLT: .750 X 8.00 X 4.06 X 8.00	6
12	35132	WASHER-FLAT: SAE .75 YZP GR8	56
13	1017000	NUT-TOPLOCK: .75 NC GR5 ZP	34
14	1032291	BOLT-HEX: .75 X 3.00 NC GR8 YZP	12
15	1032288	BOLT-HEX: 1.0 X 4.50 NC GR8 ZP	4
16	1030728	WASHER-SPINDLE: 1.06ID X 2.13OD	8
17	1016969	NUT-TOPLOCK: 1.00 NC GR5 ZP	4
18	1013239	BOLT-HEX: .38 X 3.00 NC GR5 ZP	8
19	1016999	NUT-TOPLOCK: .38 NC GR5 ZP	16
20	319193	U-BOLT: .375 X 4.00 X 2.00 X 4.00 ZP	4
21	1014608	WASHER-FLAT: SAE .38 ZP	8
22	1032289	BOLT-HEX: .75 X 3.50 NC GR8 YZP	2
23	62096	BOLT-HEX: .75 X 2.50 NC GR8 ZP	8





# ARCH


ITEM	PART NO.	DESCRIPTION	QTY
1	318040	ASSY-CC1000 ARCH PC	1
2	318615	WLDMT-ARCH UPPER MOUNT (RH ONLY)	1
3	66495	BOLT-HEX: .75 X 2.75 NC GR8 YZP	9
4	35132	WASHER-FLAT: SAE .75 YZP GR8	26
5	1017000	NUT-TOPLOCK: .75 NC GR5 ZP	13
6	318613	WLDMT-ARCH FLAG PIN ZP	2
7	1011609	BOLT-HEX: .50 X 2.00 NC GR5 ZP	2
8	1011584	WASHER-FLAT: SAE .50 ZP	4
9	1027461	NUT-TOPLOCK: .50 NC GR5 ZP	2
10	318402	WLDMT-ARCH TO HITCH MOUNT (RH ONLY)	1
11	1032289	BOLT-HEX: .75 X 3.50 NC GR8 YZP	4





## UNLOAD WALL

ITEM	PART NO.	DESCRIPTION	QTY
1	318183	WLDMT-UNLOAD WALL FRAME	1
2	318149	WLDMT-UNLOAD PANEL PC	4
3	1011606	BOLT-HEX: .50 X 1.25 NC GR5 ZP	96
4	1011584	WASHER-FLAT: SAE .50 ZP	112
5	303774	NUT-FLANGE: TOPLOCK .50 NC YZP	112
6	318041	WLDMT-CHAIN TENSIONER	4
7	318017	SPROCKET-PINTLE 8T IDLER W/BEARING	8
8	310788	WLDMT-FLOOR TENSIONER ROD ZP	8
9	1011620	NUT-HEX: .75 NC GR2 ZP	8
10	62136	BEARING-TAPPED BASE 2.00"	6
11	1032509	BOLT-HEX: .63 X 1.25 NC GR5 ZP	8
12	1011813	WASHER-LOCK: .63 ZP	8
13	1013004	WASHER-FLAT: SAE .63 ZP	10
14	318027	SHAFT-UNLOAD CHAIN DRIVE 2"	2
15	318016	SPROCKET-SPLIT PINTLE 8T X 2"BORE X 1/2"KEY	8
16	57995	KEY .500 X .500 X 2.000	8
17	319057	RUBBER-CHAIN BOTTOM WPER	4
18	319058	PLATE-CHAIN RUBBER CLAMP	4
19	58679	BOLT-CRG: .38 X 1.50 NC GR5 ZP	36
20	303731	NUT-FLANGE: TOPLOCK .38 NC YZP	96
21	318593	WLDMT-SHAFT COVER	4
22	1011600	BOLT-HEX: .38 X 1.00 NC GR5 ZP	42
23	1014608	WASHER-FLAT: SAE .38 ZP	50
24	318008	PINTLE CHAIN-CC1000	4
25	319210	ASSY-UNLOAD CHAIN WPER	4
26	1011607	BOLT-HEX: .50 X 1.50 NC GR5 ZP	16
27	318790	WLDMT-TANK SKID FRONT	1
28	318791	WLDMT-TANK SKID REAR	1
29	1011623	BOLT-HEX: .63 X 2.00 NC GR5 ZP	8
30	34864	NUT-FLANGE: TOPLOCK .63 NC GR8 ZP	8
31	319052	BOLT-SHOULDER: 1/2"X 1/2" SHLD LENGTH X 3/8"-16 THRD	8
32	1011576	NUT-HEX: .38 NC GR2 ZP	8
33	1011586	WASHER-LOCK: .38 ZP	18
34	319051	ASSY-HOOK ON GRAIN CHUTE	4
35	301025	GROMMET-RUBBER 1.50" ID	2
36	318100	PLATE-UNLOAD TUBE CAP	5
37	319055	RUBBER-UNLOAD WALL BOTTOM SEAL CLAMP	2
38	319056	PLATE-UNLOAD WALL BOTTOM SEAL CLAMP	2
39	1060241	BOLT-CRG: .38 X 2.00 NC GR5 ZP	28
40	318054	BUSHING-IGLIDE Q2 SLEEVE 2.5"IDX2.25"ODX2"L	6
41	318125	O-RING: .210 X 1.975	6
42	318087	BUSHING-IGLIDE Q2 SLEEVE 2.5"IDX2.68"ODX2"L	4
43	318126	O-RING: .210 X 2.475	4
44	65393	LOCKTITE-DEVCON 22425 1.69 OZ	1

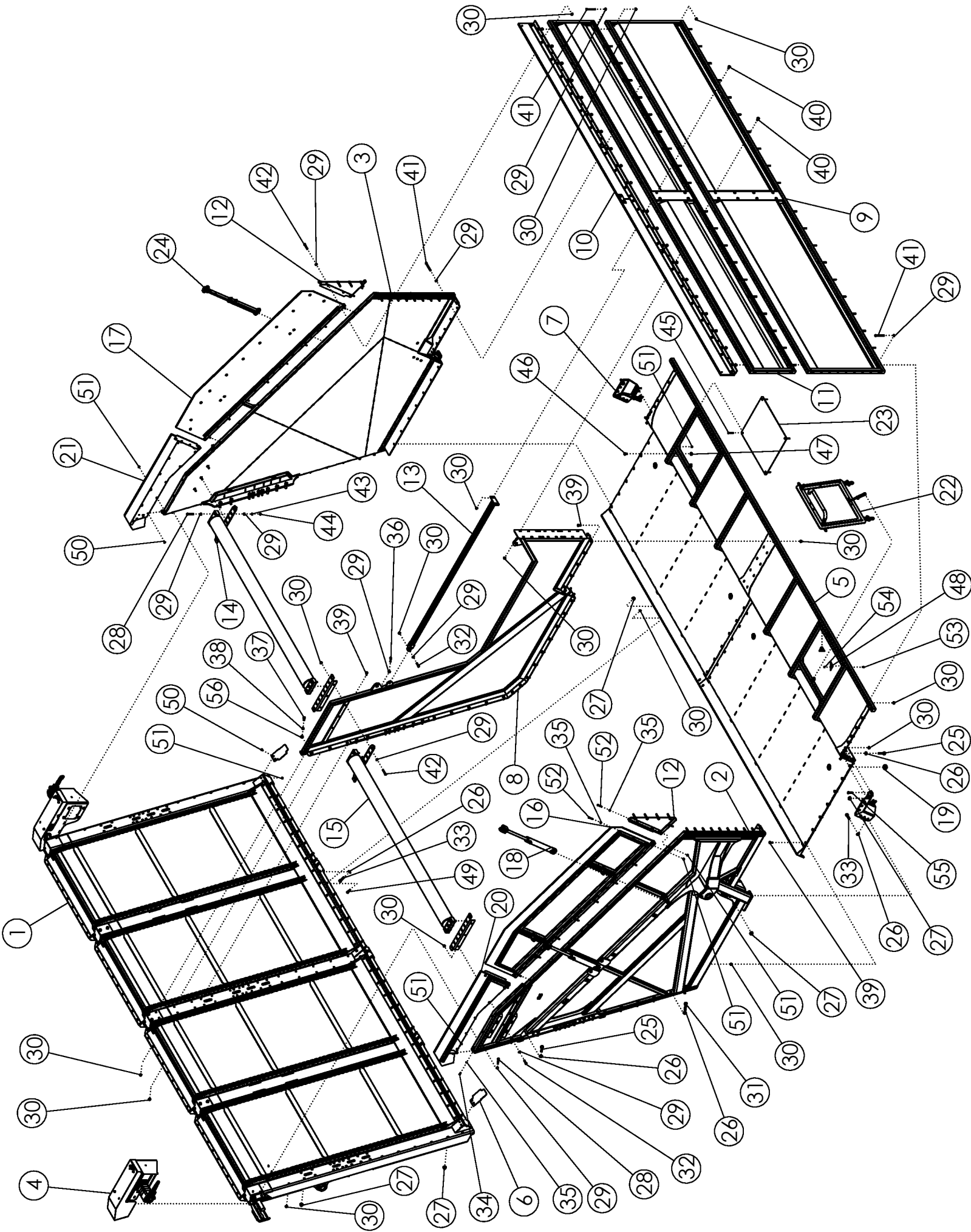




# TANK

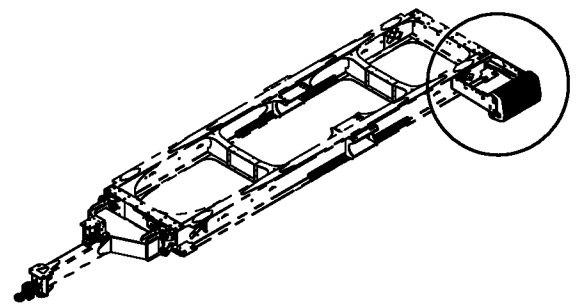
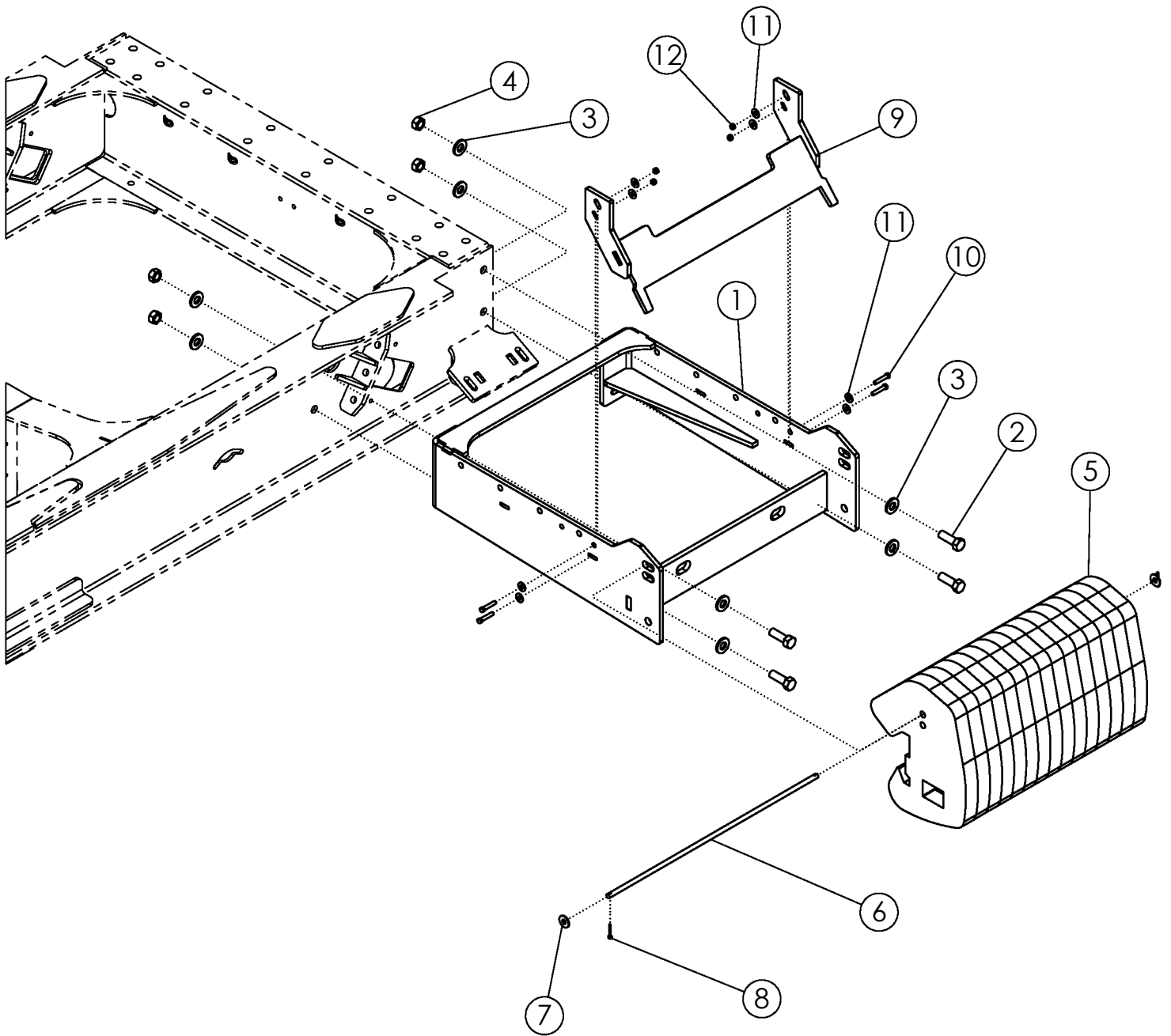
ITEM	PART NO.	DESCRIPTION	QTY
1	318021	ASSY-UNLOAD WALL	1
2	319079	WLDMT-TANK FRONT WALL PC	1
3	319081	WLDMT-TANK REAR WALL PC	1
4	319054	ASSY-FLOOR CHAIN MOTORS	1
5	318174	WLDMT-FLOOR MAIN PC	1
6	319091	PLATE-CORNER COVER	2
7	318539	WLDMT-TANK CORNER SUPPORT	2
8	318243	WLDMT-TANK CENTER PANEL PC	1
9	319192	WLDMT-FILL WALL BASE PC	1
10	318013	ASSY-FILL WALL RUBBER CC1000	1
11	318228	WLDMT-11FT TANK EXTENSION PC	1
12	319284	ASSY-FILL EXTENSION SUPPORT	1
13	318289	WLDMT-EXTENSION WALL SUPPORT	1
14	319191	PLATE-SLIDING TUBE MOUNT	4
15	318044	WLDMT-LOAD RETENTION TUBE	2
16	319250	ASSY-TANK DOOR FRONT	1
17	319251	ASSY-TANK DOOR REAR	1
18	318892	CYLINDER-HYD 2 X 16 (TIE-ROD)	2
19	316294	PLASTIC-2" DRAIN PLUG	4
20	319272	ASSY-TANK TOP EXTENSION FRONT	1
21	319273	ASSY-TANK TOP EXTENSION REAR	1
22	319302	ASSY-TANK ACCESS DOOR	1
23	319323	PLATE-TANK ACCESS COVER	1
24	319207	ASSY-TOP DOOR LOCK UP BAR	2
25	1032291	BOLT-HEX: .75 X 3.00 NC GR8 YZP	40
26	35132	WASHER-FLAT: SAE .75 YZP GR8	60
27	303775	NUT-FLANGE: TOPLOCK .75 NC YZP	60
28	1011612	BOLT-HEX: .50 X 3.50 NC GR5 ZP	24
29	1011584	WASHER-FLAT: SAE .50 ZP	130
30	303774	NUT-FLANGE: TOPLOCK .50 NC YZP	226
31	319346	BOLT-HEX: .75 X 4.50 NC GR8 YZP	4
32	1011609	BOLT-HEX: .50 X 2.00 NC GR5 ZP	7
33	62096	BOLT-HEX: .75 X 2.50 NC GR8 ZP	16
34	1011600	BOLT-HEX: .38 X 1.00 NC GR5 ZP	4
35	1014608	WASHER-FLAT: SAE .38 ZP	24
36	62148	BOLT-HEX: .50 X 2.50 NC GR8 ZP	18
37	1014349	BOLT-HEX: .63 X 1.50 NC GR5 ZP	2
38	1011813	WASHER-LOCK: .63 ZP	2
39	1011660	BOLT-CRG: .50 X 1.50 NC GR5 ZP	74

CONTINUED



## TANK (CONTINUED)

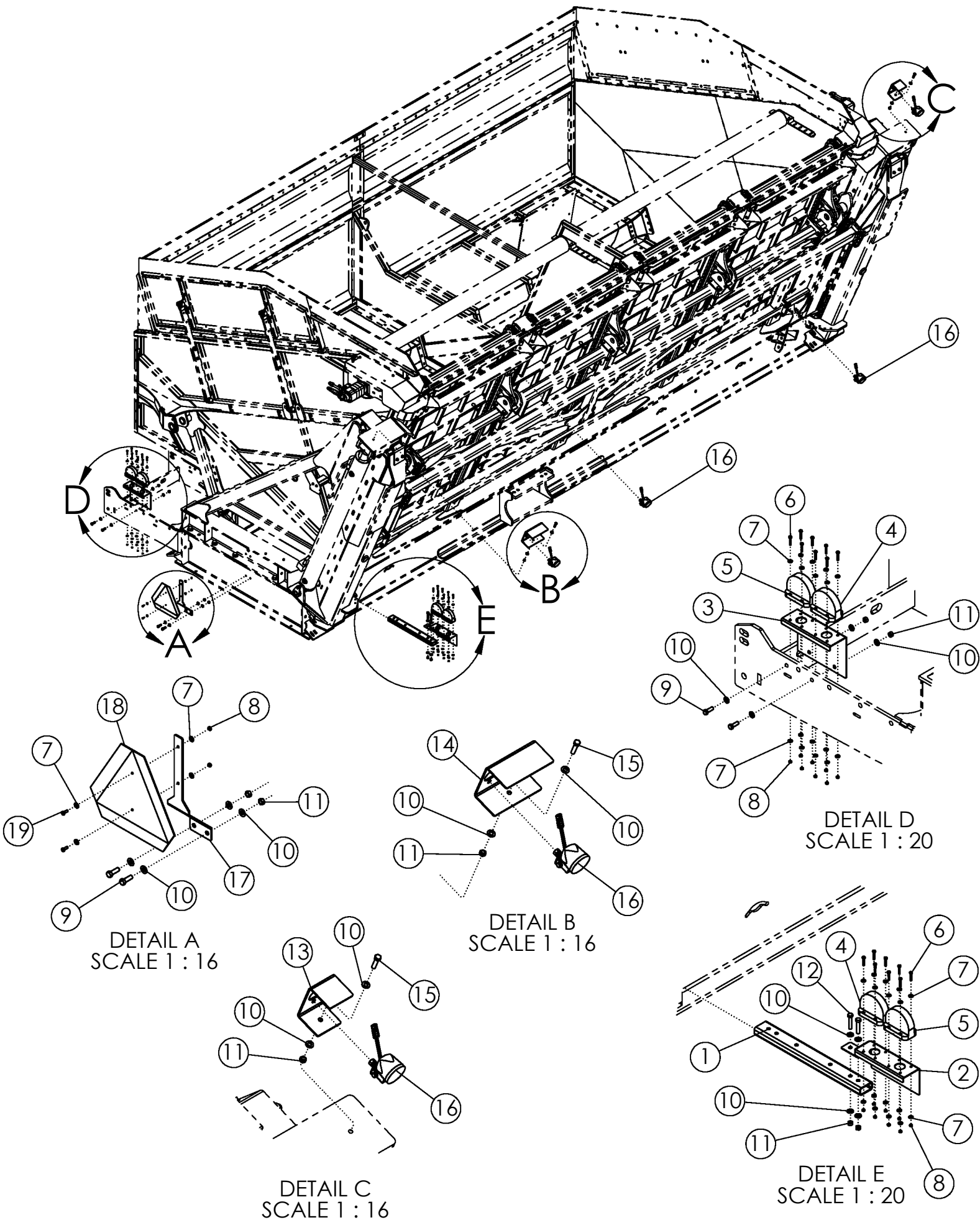
ITEM	PART NO.	DESCRIPTION	QTY
40	1023854	BOLT-CRG: .50 X 1.25 NC GR5 ZP	12
41	1011618	BOLT-HEX: .50 X 5.00 NC GR5 ZP	58
42	1011611	BOLT-HEX: .50 X 3.00 NC GR5 ZP	11
43	1011581	WASHER-LOCK: .50 ZP	12
44	1011577	NUT-HEX: .50 NC GR2 ZP	12
45	1030879	BOLT-CRG: .38 X 3.00 NC GR5 ZP	4
46	1032275	BOLT-HEX: .63 X 1.00 NC GR5 ZP	2
47	34864	NUT-FLANGE: TOPLOCK .63 NC GR8 ZP	2
48	319316	PLATE-RUBBER DRAWLATCH CATCH	2
49	44122	BOLT-CRG: .50 X 2.00 NC GR5 ZP	26
50	59488	BOLT-CRG: .38 X 1.00 NC GR5 ZP	14
51	303731	NUT-FLANGE: TOPLOCK .38 NC YZP	42
52	1013239	BOLT-HEX: .38 X 3.00 NC GR5 ZP	20
53	68602	BOLT-CRG: .25 X .75 NC GR5 ZP	4
54	303777	NUT-FLANGE: TOPLOCK .25 NC YZP	4
55	WR89423	BOLT-CRG: .50 X 2.50 NC GR5 ZP	8
56	1013004	WASHER-FLAT: SAE .63 ZP	2



## WEIGHT KIT

ITEM	PART NO.	DESCRIPTION	QTY
1	318997	WLDMT-WEIGHT BRACKET	1
2	1018008	BOLT-HEX: 1.00 X 3.00 NC GR8 ZP	4
3	1030728	WASHER-FLAT: SAE 1.00 XP GR8	8
4	1016969	NUT-TOPLOCK: 1.00 NC GR5 ZP	4
5	316633	WEIGHT-100 LB FOR SILAGE	15
6	319029	ROD-WEIGHT BRACKET CC1000 ZP	1
7	1013024	WASHER-FLAT: .63 ZP	2
8	1016944	PIN-COTTER: .25 X 2.00 ZP	2
9	319349	WLDMT-WEIGHT CLAMP CC1000	1
10	1011616	BOLT-HEX: .44 X 2.25 NC GR5 ZP	4
11	1011829	WASHER-FLAT: .44 ZP	8
12	1018706	NUT-TOPLOCK: .44 NC GR5 ZP	4

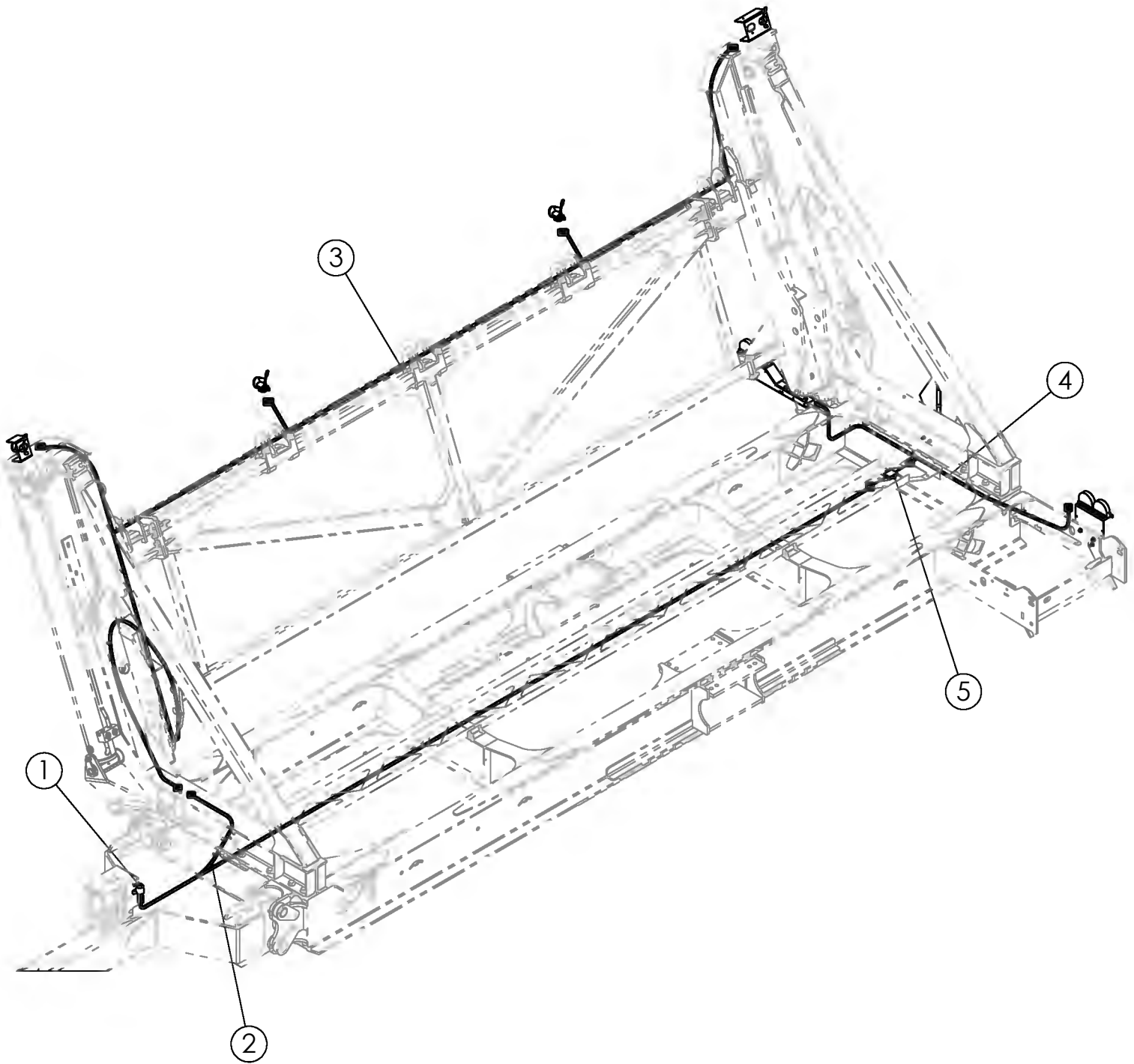






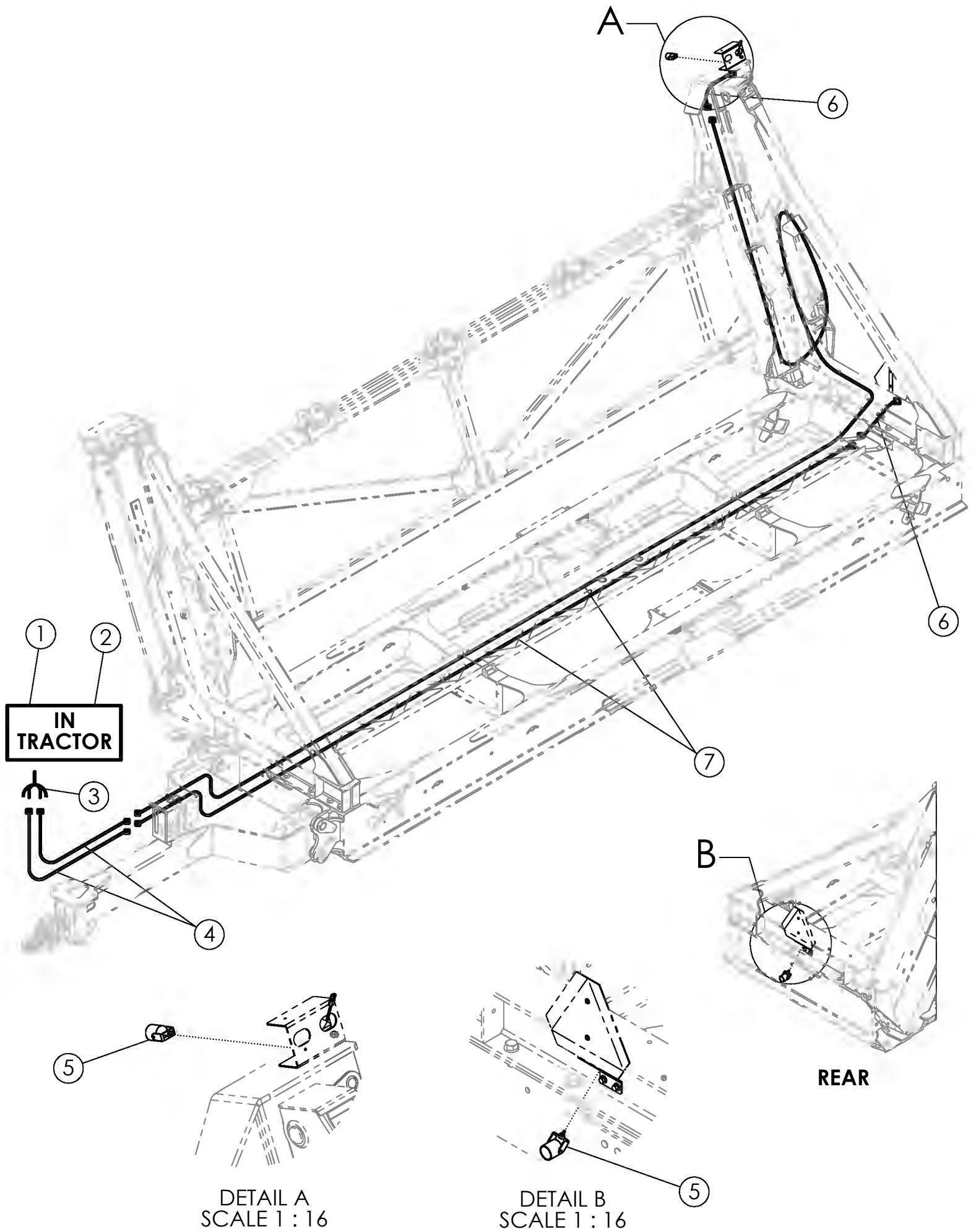
## LIGHT KIT

ITEM	PART NO.	DESCRIPTION	QTY
1	319181	TUBE-LIGHT MOUNT HARNESS PROTECTION	1
2	319180	PLATE-LIGHT MOUNT RIGHT	1
3	319182	PLATE-LIGHT MOUNT LEFT	1
4	305218	LIGHT-RED LAMP SAE	2
5	305217	LIGHT-YELLOW LAMP SAE	2
6	1019550	BOLT-HEX: .25 X 1.50 NC GR5 ZP	16
7	1020416	WASHER-FLAT: .25 ZP	36
8	1032946	NUT-TOPLOCK: .25 NC GR5 ZP	18
9	1011607	BOLT-HEX: .50 X 1.50 NC GR5 ZP	4
10	1011584	WASHER-FLAT: SAE .50 ZP	16
11	1027461	NUT-TOPLOCK: .50 NC GR5 ZP	8
12	1011610	BOLT-HEX: .50 X 2.50 NC GR5 ZP	2
13	319003	PLATE-WORK LIGHT BRACKET FRONT	1
14	318763	PLATE-CAMERA/LIGHT MOUNT	1
15	1011609	BOLT-HEX: .50 X 2.00 NC GR5 ZP	2
16	301294	LIGHT-GROTE T26 NEAR FLOOD	4
17	318764	PLATE-SMV SIGN MOUNT	1
18	65329	SIGN-SMV ASAE S276.5	1
19	1011595	BOLT-HEX: .25 X .75 NC GR5 ZP	2



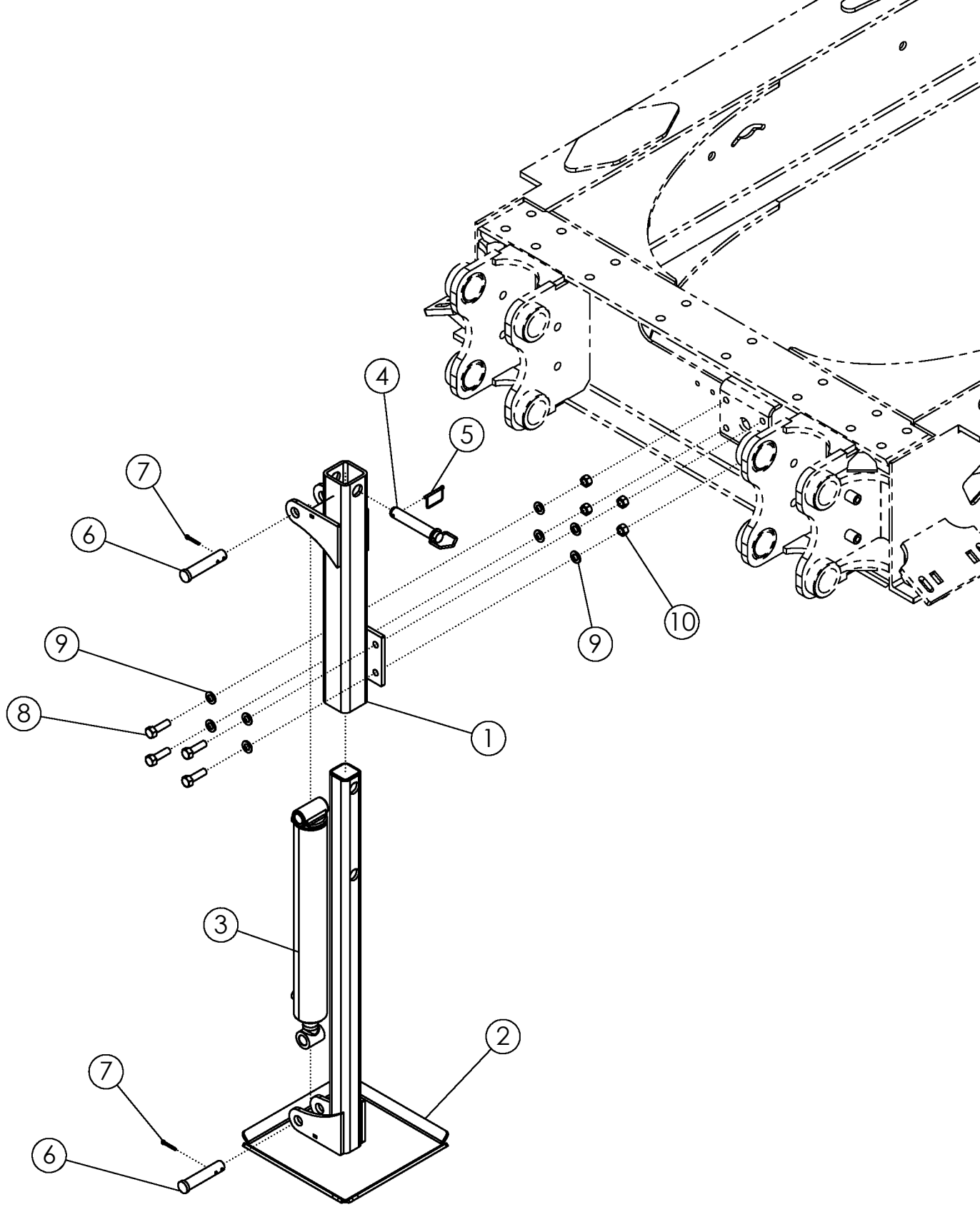
## LIGHT KIT HARNESES

ITEM	PART NO.	DESCRIPTION	QTY
1	223329	HOLDER-LIGHT PLUG	1
2	318073	HARNESS-CC1000 MAIN	1
3	318120	HARNESS-CC1000 WORK LIGHTS	1
4	318119	HARNESS-CC1000 HAZARD	1
5	305216	HARNESS-FLASHER MODULE	1



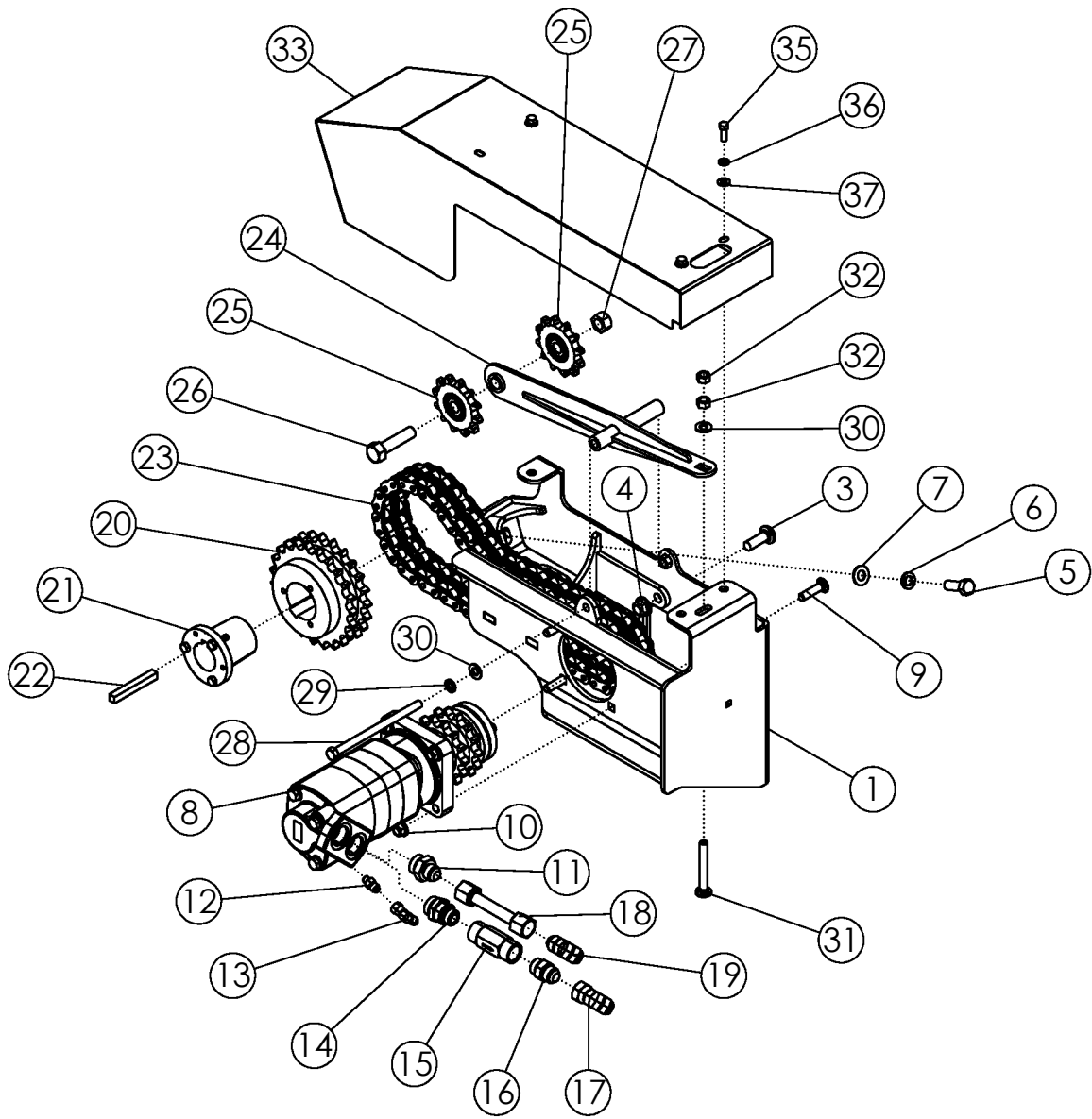
## CAMERA KIT W/ HARNESES

ITEM	PART NO.	DESCRIPTION	QTY
1	316183	MONITOR-9" CAMERA MONITOR (DAKOTA MICRO)	1
2	316185	REMOTE-MONITOR REMOTE (DAKOTA MICRO)	1
3	316184	HARNESS-MONITOR CABLES (DAKOTA MICRO)	1
4	316179	HARNESS-20' POWER VIDEO CABLE (DAKOTA MICRO)	2
5	316180	KT-CAMERA W/MOUNT (DAKOTA MICRO)	2
6	316181	HARNESS-36" CAMERA TAIL CABLE (DAKOTA MICRO)	2
7	316186	HARNESS-60' POWER VIDEO CABLE (DAKOTA MICRO)	2

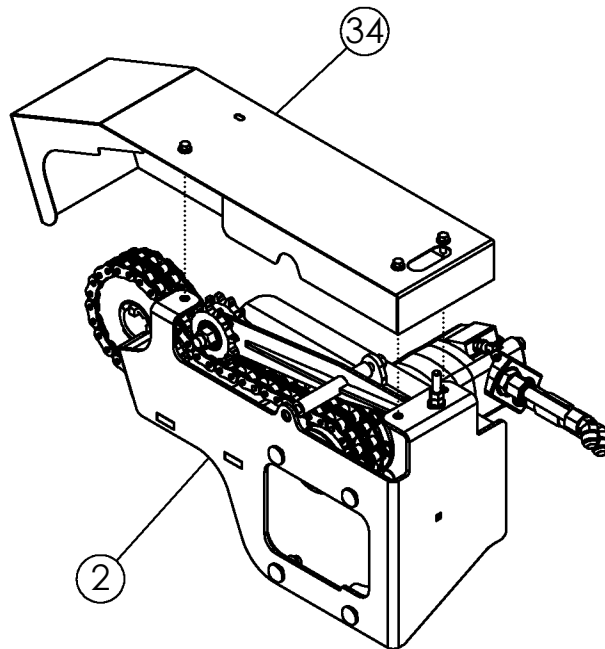


## HYDRAULIC JACK

ITEM	PART NO.	DESCRIPTION	QTY
1	318082	WLDMT-JACK HOUSING	1
2	318085	WLDMT-JACK ARM	1
3	318102	CYLINDER-HYD 3.5 X 24	1
4	318872	PIN-HYD JACK PIN	1
5	35970	PIN-SNAP .313 X 2.5	1
6	319001	PIN-CLEVIS 1.250 X 6.000	2
7	1016944	PIN-COTTER: .25 X 2.00 ZP	2
8	1016598	BOLT-HEX: .75 X 2.50 NC GR5 ZP	4
9	1012634	WASHER-FLAT: SAE .75 ZP	8
10	1017000	NUT-TOPLOCK: .75 NC GR5 ZP	4



**FRONT  
MOTOR**

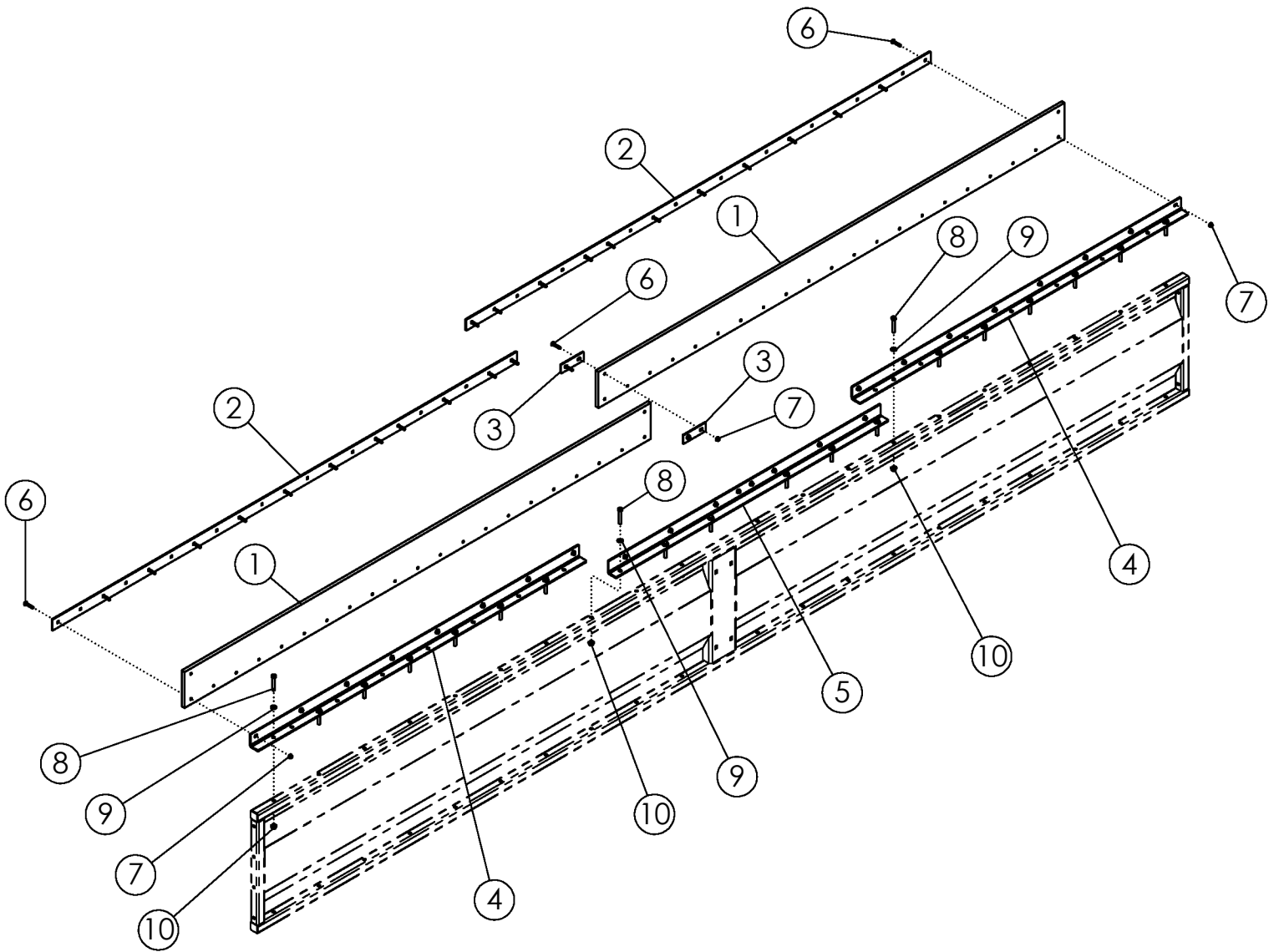


**REAR  
MOTOR**



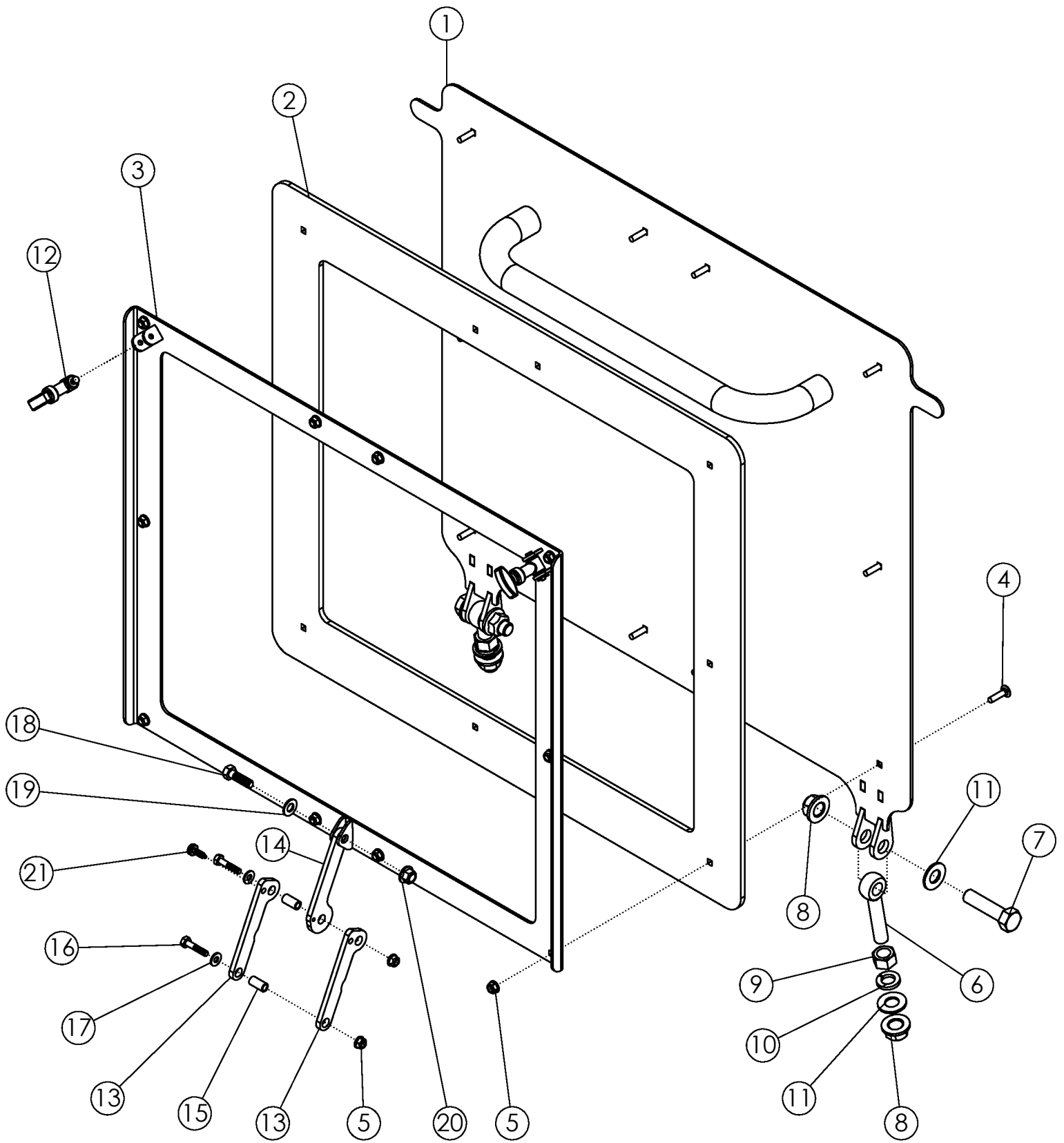
## FLOOR CHAIN MOTORS

ITEM	PART NO.	DESCRIPTION	QTY
1	318687	WLDMT-MOTOR MOUNT FRONT	1
2	318688	WLDMT-MOTOR MOUNT REAR	1
3	58635	BOLT-CRG: .63 X 2.00 NC GR5 ZP	8
4	34864	NUT-FLANGE: TOPLOCK .63 NC GR8 ZP	8
5	1013918	BOLT-HEX: .63 X 1.75 NC GR5 ZP	2
6	1011813	WASHER-LOCK: .63 ZP	2
7	1013004	WASHER-FLAT: SAE .63 ZP	2
8	319074	ASSY-CC1000 HYD MOTOR	2
9	44122	BOLT-CRG: .50 X 2.00 NC GR5 ZP	8
10	303774	NUT-FLANGE: TOPLOCK .50 NC YZP	8
11	58982	FTG-ADAPTER: 16MB-12MJ	2
12	300245	FTG-ADAPTER: 4MB-6MJ	2
13	301538	FTG-ELBOW: 6MJ-6FJX-45	2
14	319089	FTG-ADAPTER: 16MB-12MB	2
15	319088	VALVE-CHECK: 12FB-12FB	2
16	65918	FTG-ADAPTER: 12MB-12MJ	2
17	62014	FTG-ELBOW: 12MJ-12FJX-45	2
18	63471	ASSY-TUBE LINE .75 X 5.25 0-0	2
19	319334	FTG-ELBOW: 12MJ-12MJ-45	2
20	318024	SPROCKET H80-2-Q23H	2
21	58248	HUB Q2 2"ID 1/2"KEY	2
22	319031	KEY .500 X .500 X 4.000	2
23	318050	CHAIN-ROLLER 80H-2R-054 (54IN)-PEER	2
24	318732	WLDMT-MOTOR CHAIN TENSIONER	2
25	56334	SPROCKET-IDLER 8012	4
26	1012059	BOLT-HEX: .75 X 3.00 NC GR5 ZP	2
27	1017000	NUT-TOPLOCK: .75 NC GR5 ZP	2
28	1032525	BOLT-HEX: .50 X 8.00 NC GR5 ZP	2
29	1011581	WASHER-LOCK: .50 ZP	2
30	1011584	WASHER-FLAT: SAE .50 ZP	4
31	319078	BOLT-CRG: .50 X 4.00 NC GR5 ZP	2
32	1011577	NUT-HEX: .50 NC GR2 ZP	4
33	318692	WLDMT-MOTOR SHIELD FRONT	1
34	318693	WLDMT-MOTOR SHIELD REAR	1
35	1011600	BOLT-HEX: .38 X 1.00 NC GR5 ZP	6
36	1011586	WASHER-LOCK: .38 ZP	6
37	1014608	WASHER-FLAT: SAE .38 ZP	6



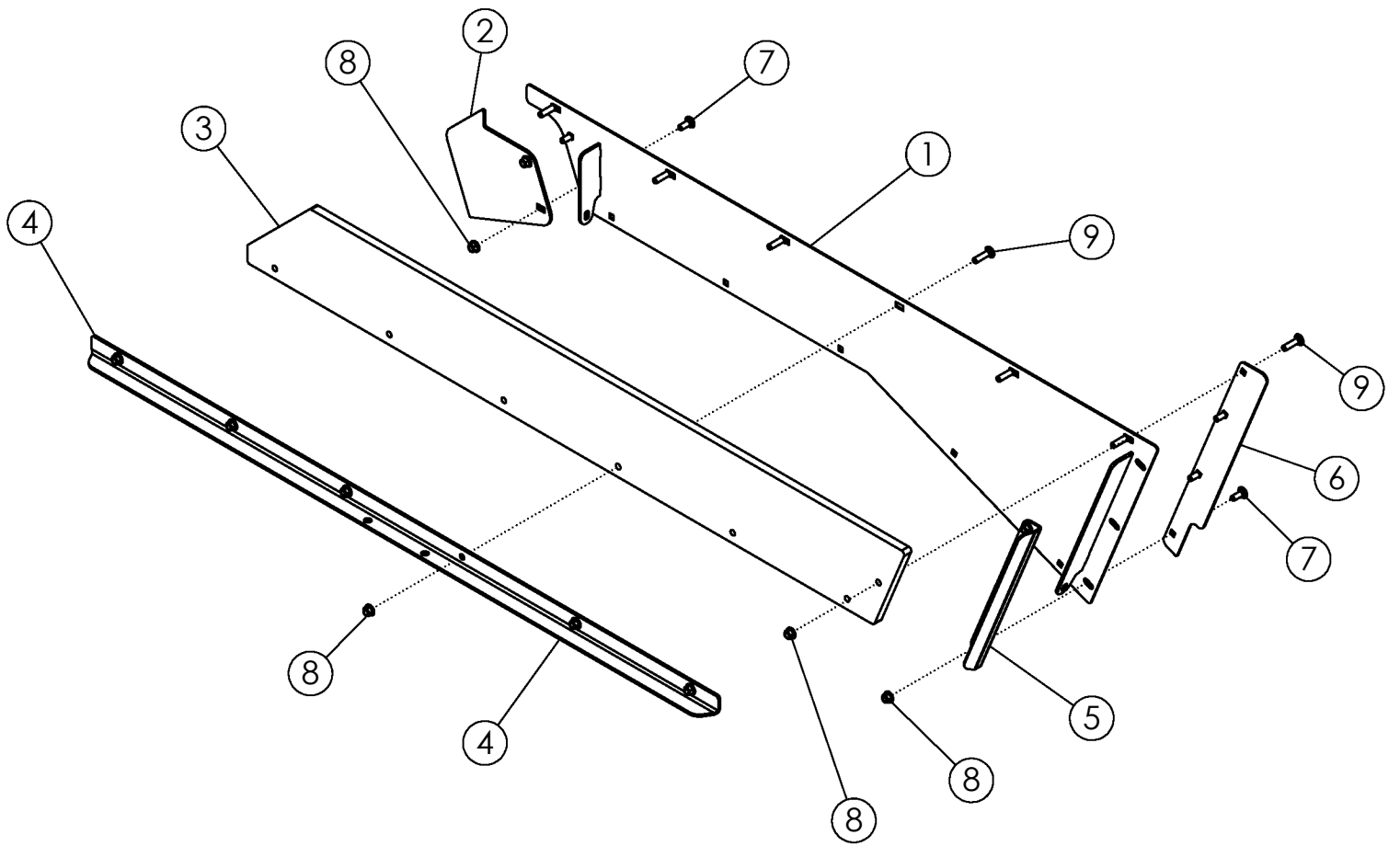
## FILL WALL RUBBER

ITEM	PART NO.	DESCRIPTION	QTY
1	318046	RUBBER-TOP FILL STRIP	2
2	318449	PLATE-FILL SIDE RUBBER BACKING STRIP	2
3	318857	PLATE-TOP FILL RUBBER CONNECTION	2
4	319189	PLATE-FILL WALL EXTENSION RUBBER MOUNT END	2
5	319190	PLATE-FILL WALL EXTENSION RUBBER MOUNT MID	1
6	1060241	BOLT-CRG: .38 X 2.00 NC GR5 ZP	26
7	303731	NUT-FLANGE: TOPLOCK .38 NC YZP	26
8	1011611	BOLT-HEX: .50 X 3.00 NC GR5 ZP	20
9	1011584	WASHER-FLAT: SAE .50 ZP	20
10	303774	NUT-FLANGE: TOPLOCK .50 NC YZP	20



## TANK ACCESS DOOR

ITEM	PART NO.	DESCRIPTION	QTY
1	319303	WLDMT-TANK ACCESS DOOR	1
2	319306	RUBBER-TANK ACCESS DOOR	1
3	319307	WLDMT-TANK DOOR SUPPORT	1
4	1017254	BOLT-CRG: .25 X 1.00 NC GR5 ZP	10
5	303777	NUT-FLANGE: TOPLOCK .25 NC YZP	12
6	51691	EYEBOLT .63 X 3.25 ZP	2
7	1013023	BOLT-HEX: .63 X 2.50 NC GR5 ZP	2
8	34864	NUT-FLANGE: TOPLOCK .63 NC GR8 ZP	4
9	1011578	NUT-HEX: .63 NC GR2 ZP	2
10	1011813	WASHER-LOCK: .63 ZP	2
11	1013004	WASHER-FLAT: SAE .63 ZP	4
12	319315	LATCH-SMALL RUBBER DRAW/LATCH	2
13	319311	PLATE-LOCK UP BAR W/THREAD HOLE ZP	2
14	319312	PLATE-LOCK UP BAR ZP	1
15	319313	TUBE-LOCK UP SPACER ZP	2
16	1013940	BOLT-HEX: .25 X 1.25 NC GR5 ZP	2
17	0100979	WASHER-FLAT: SAE .25 ZP	2
18	1011601	BOLT-HEX: .38 X 1.25 NC GR5 ZP	1
19	1014608	WASHER-FLAT: SAE .38 ZP	1
20	303731	NUT-FLANGE: TOPLOCK .38 NC YZP	1
21	319314	LATCH-SPRING LOADED PIN WITH THREAD LOCKER	1

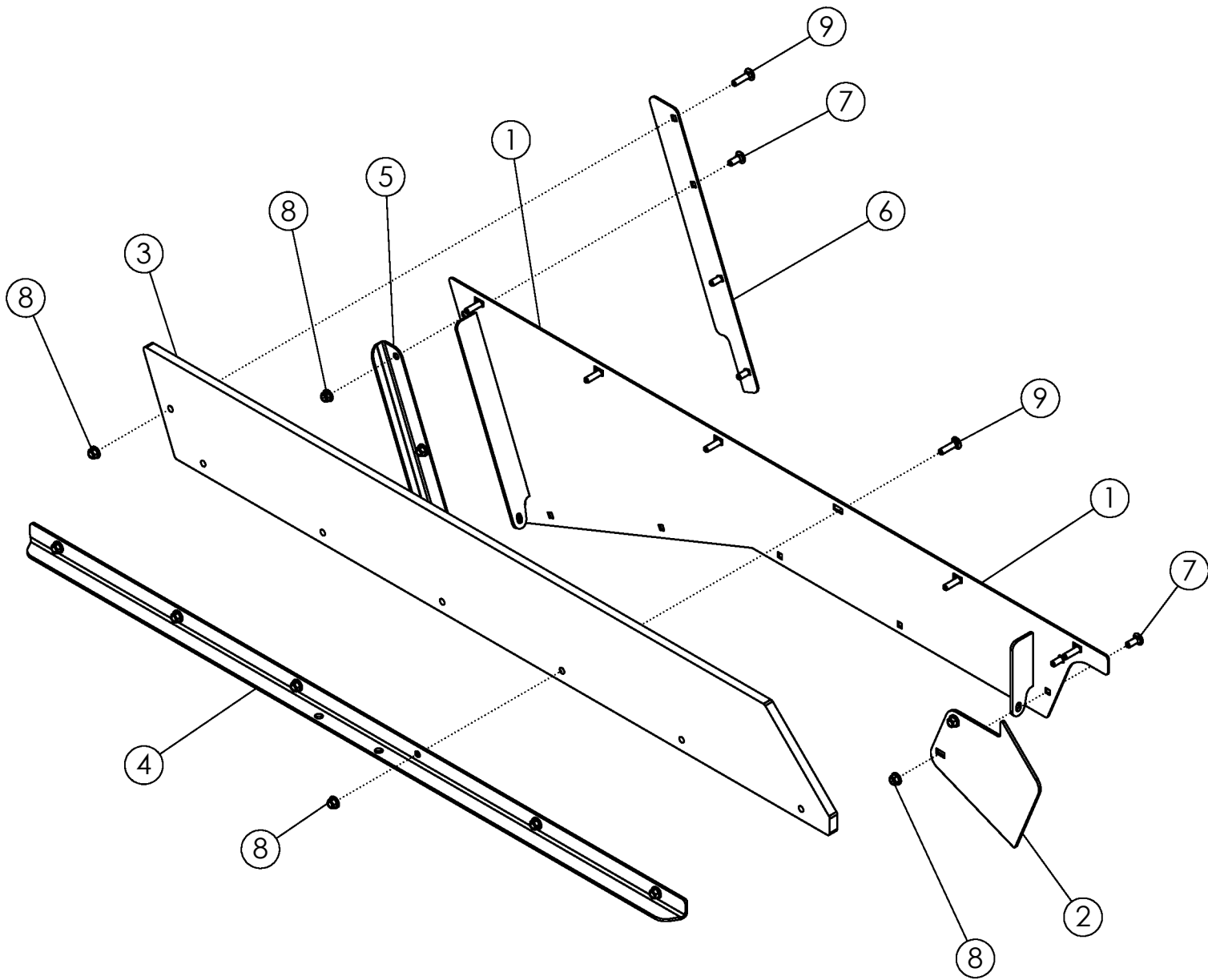




## TANK TOP EXTENSION FRONT

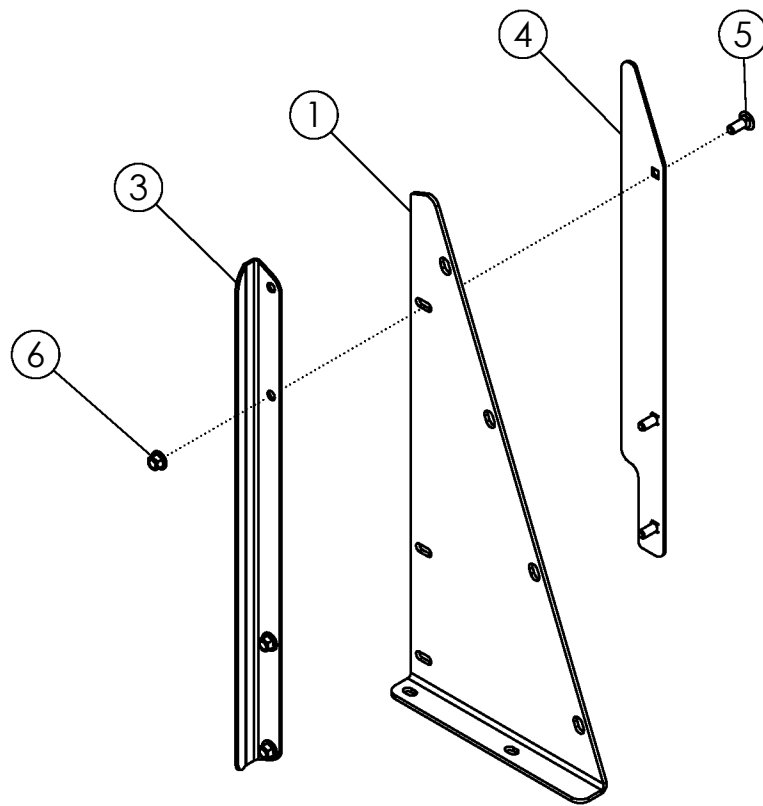
ITEM	PART NO.	DESCRIPTION	QTY
1	319274	WLDMT-TANK TOP EXTENSION FRONT	1
2	319279	PLATE-EXTENSION END	1
3	319280	RUBBER-TANK TOP EXTENSION	1
4	319281	PLATE-TOP EXTENSION CLAMP	1
5	319282	PLATE-DOOR GUIDE TOP	1
6	319283	PLATE-DOOR STOP TOP	1
7	59488	BOLT-CRG: .38 X 1.00 NC GR5 ZP	5
8	303731	NUT-FLANGE: TOPLOCK .38 NC YZP	12
9	58679	BOLT-CRG: .38 X 1.50 NC GR5 ZP	7



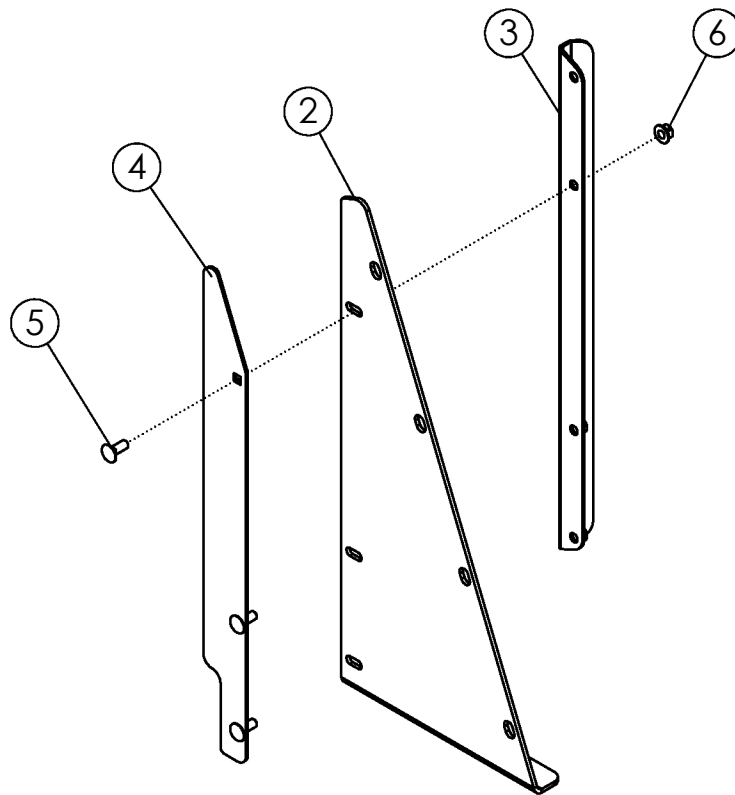


## TANK TOP EXTENSION REAR

ITEM	PART NO.	DESCRIPTION	QTY
1	319275	WLDMT-TANK TOP EXTENSION REAR	1
2	319279	PLATE-EXTENSION END	1
3	319280	RUBBER-TANK TOP EXTENSION	1
4	319281	PLATE-TOP EXTENSION CLAMP	1
5	319282	PLATE-DOOR GUIDE TOP	1
6	319283	PLATE-DOOR STOP TOP	1
7	59488	BOLT-CRG: .38 X 1.00 NC GR5 ZP	5
8	303731	NUT-FLANGE: TOPLOCK .38 NC YZP	12
9	58679	BOLT-CRG: .38 X 1.50 NC GR5 ZP	7



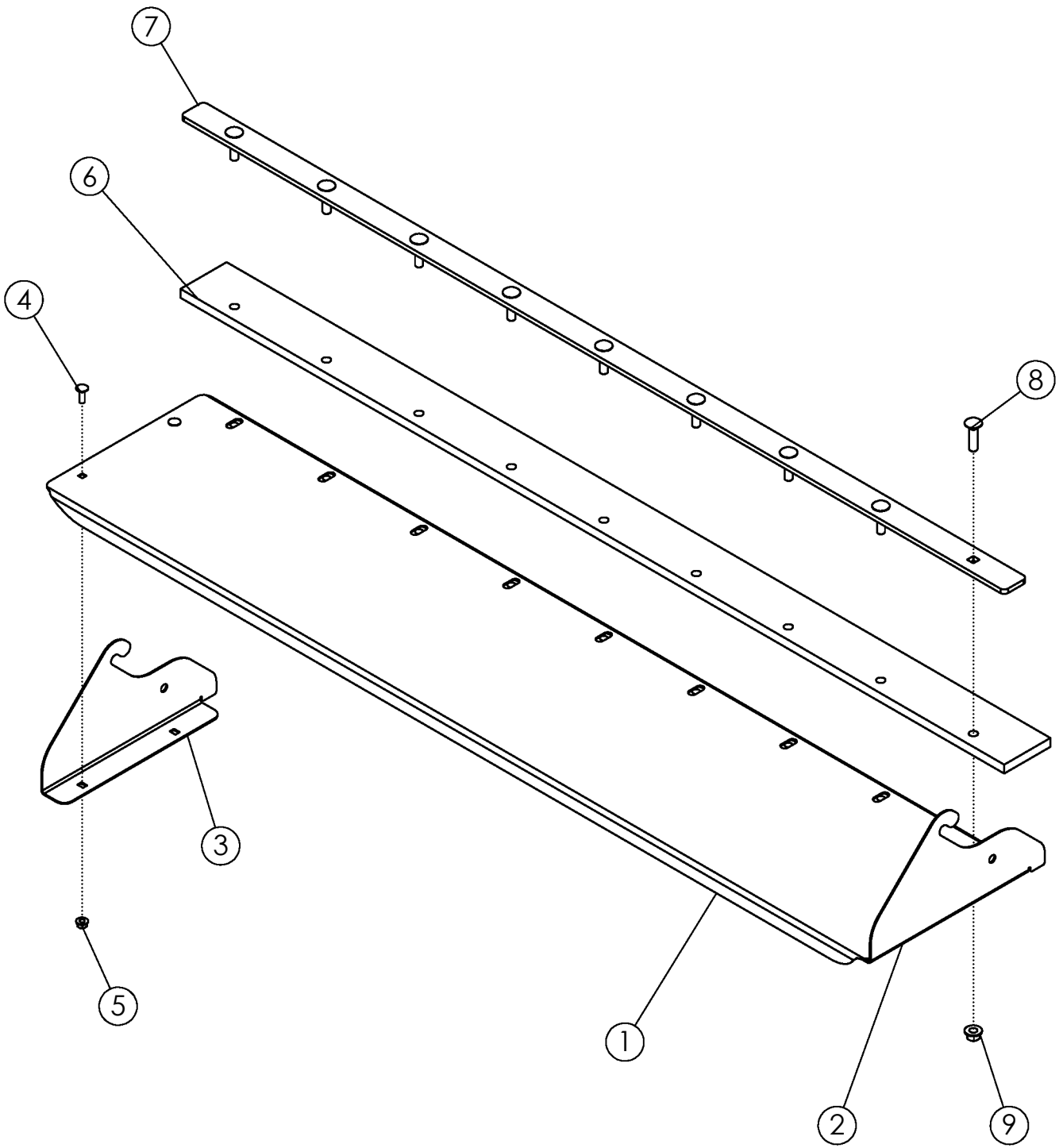
**FRONT**



**REAR**

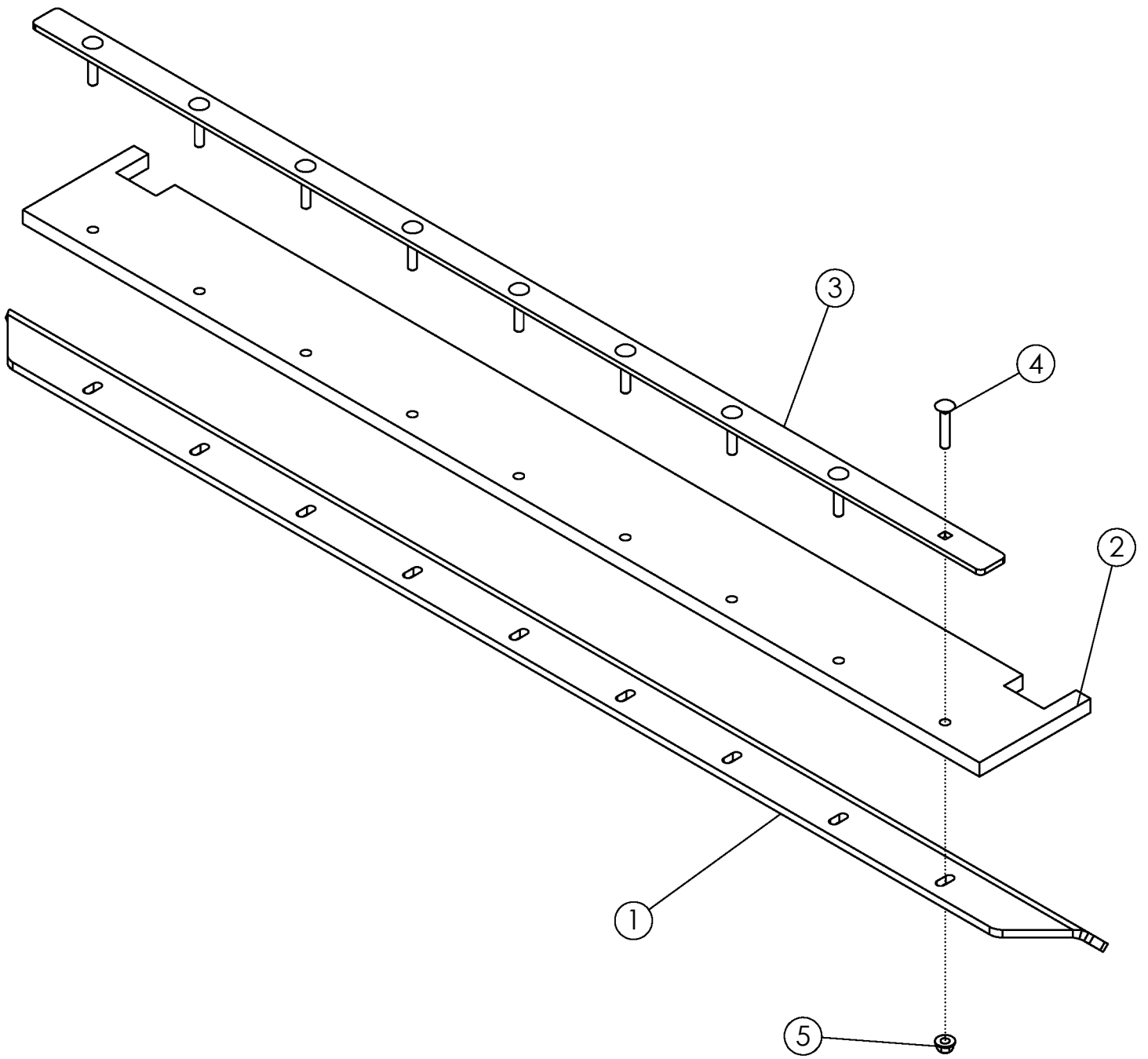
## FILL EXTENSION SUPPORT

ITEM	PART NO.	DESCRIPTION	QTY
1	319285	PLATE-FILL EXT SUPPORT FRONT	1
2	319286	PLATE-FILL EXT SUPPORT REAR	1
3	319287	PLATE-DOOR GUIDE BOTTOM	2
4	319288	PLATE-DOOR STOP BOTTOM	2
5	59488	BOLT-CRG: .38 X 1.00 NC GR5 ZP	6
6	303731	NUT-FLANGE: TOPLOCK .38 NC YZP	6



## HOOK ON GRAIN CHUTE

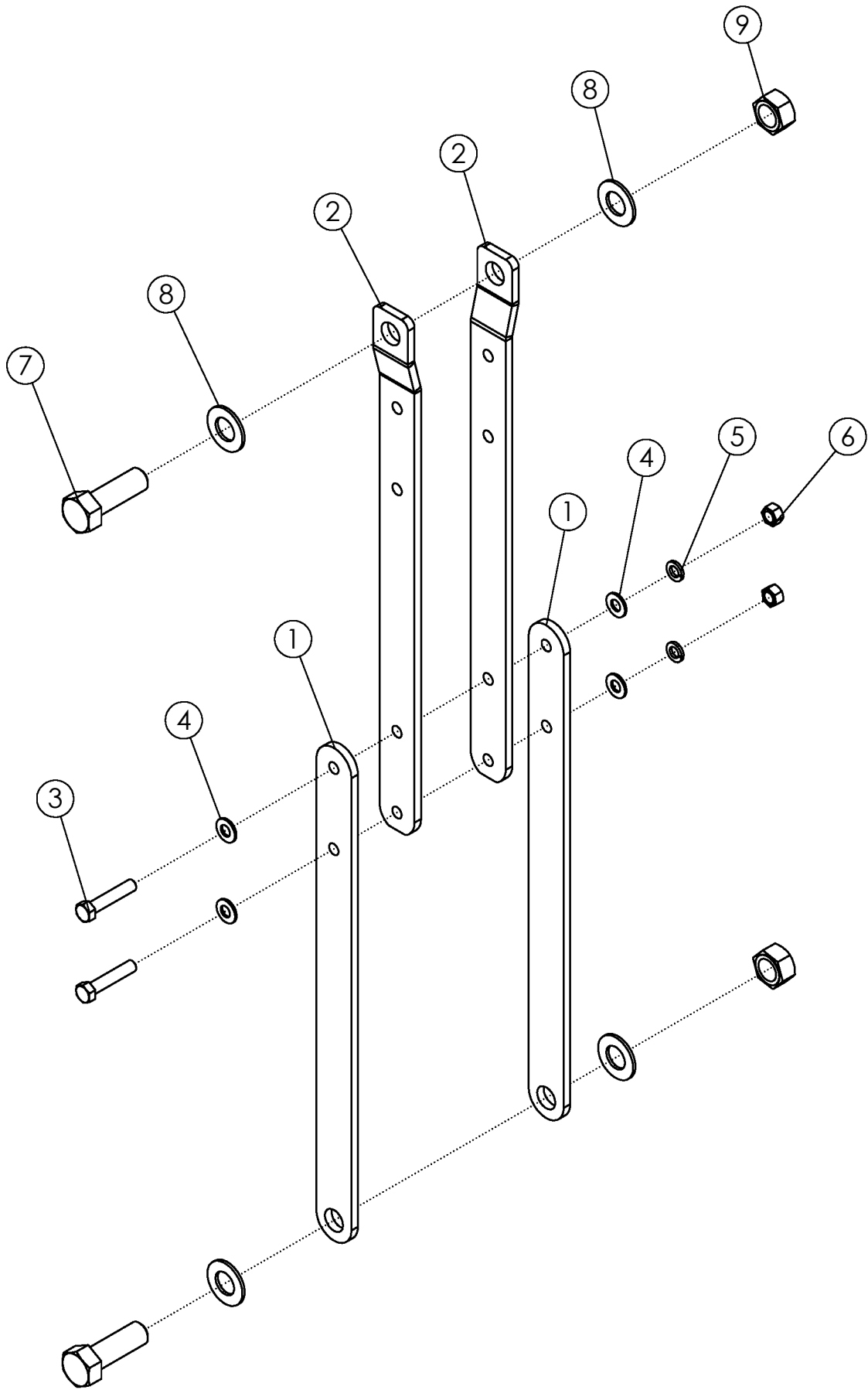
ITEM	PART NO.	DESCRIPTION	QTY
1	319050	PLATE-HOOK ON GRAIN CHUTE	1
2	319068	PLATE-GRAIN CHUTE SIDE RH	1
3	319069	PLATE-GRAIN CHUTE SIDE LH	1
4	68602	BOLT-CRG: .25 X .75 NC GR5 ZP	4
5	303777	NUT-FLANGE: TOPLOCK .25 NC YZP	4
6	319057	RUBBER-CHAIN BOTTOM WIPER	1
7	319058	PLATE-CHAIN RUBBER CLAMP	1
8	58679	BOLT-CRG: .38 X 1.50 NC GR5 ZP	9
9	303731	NUT-FLANGE: TOPLOCK .38 NC YZP	9





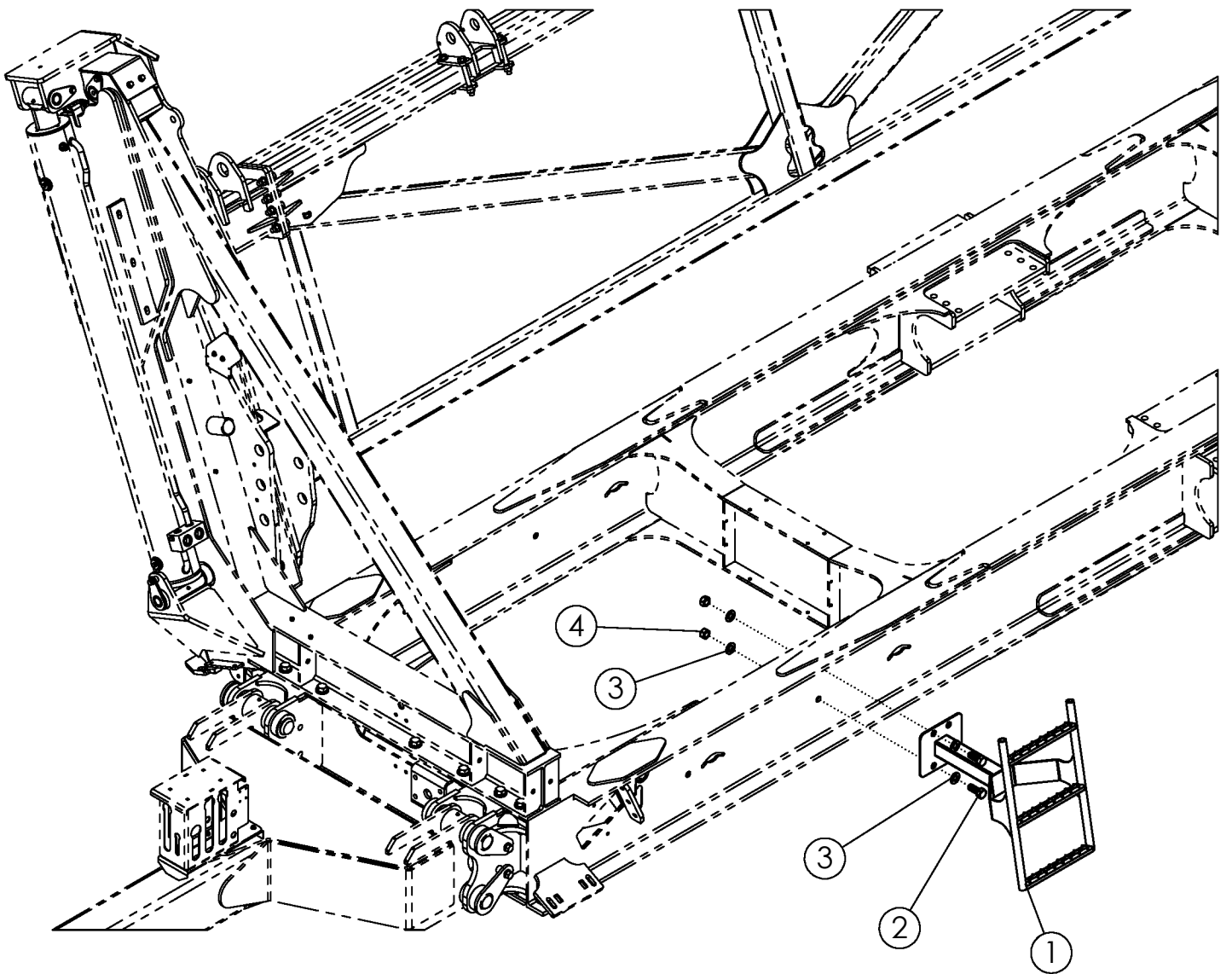
## UNLOAD CHAIN WIPER

ITEM	PART NO.	DESCRIPTION	QTY
1	319048	PLATE-RUBBER WIPER MOUNT	1
2	319049	RUBBER-CHAIN TOP WIPER	1
3	319058	PLATE-CHAIN RUBBER CLAMP	1
4	1060241	BOLT-CRG: .38 X 2.00 NC GR5 ZP	9
5	303731	NUT-FLANGE: TOPLOCK .38 NC YZP	9



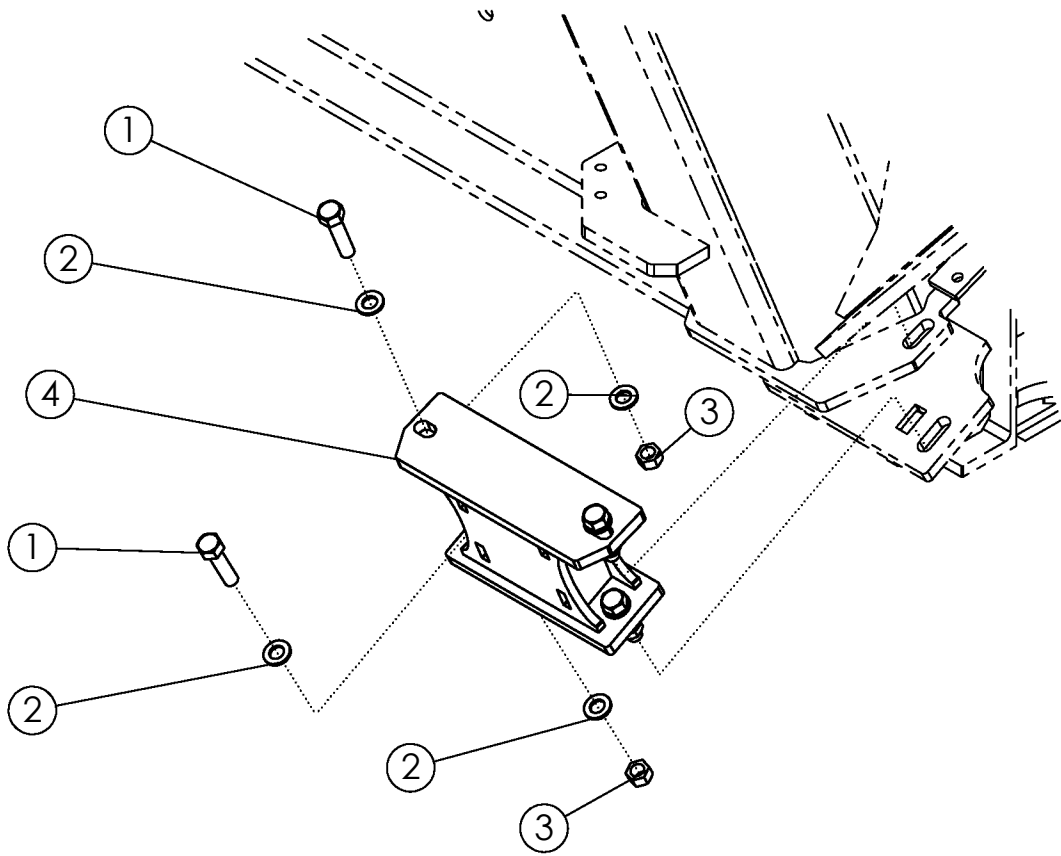
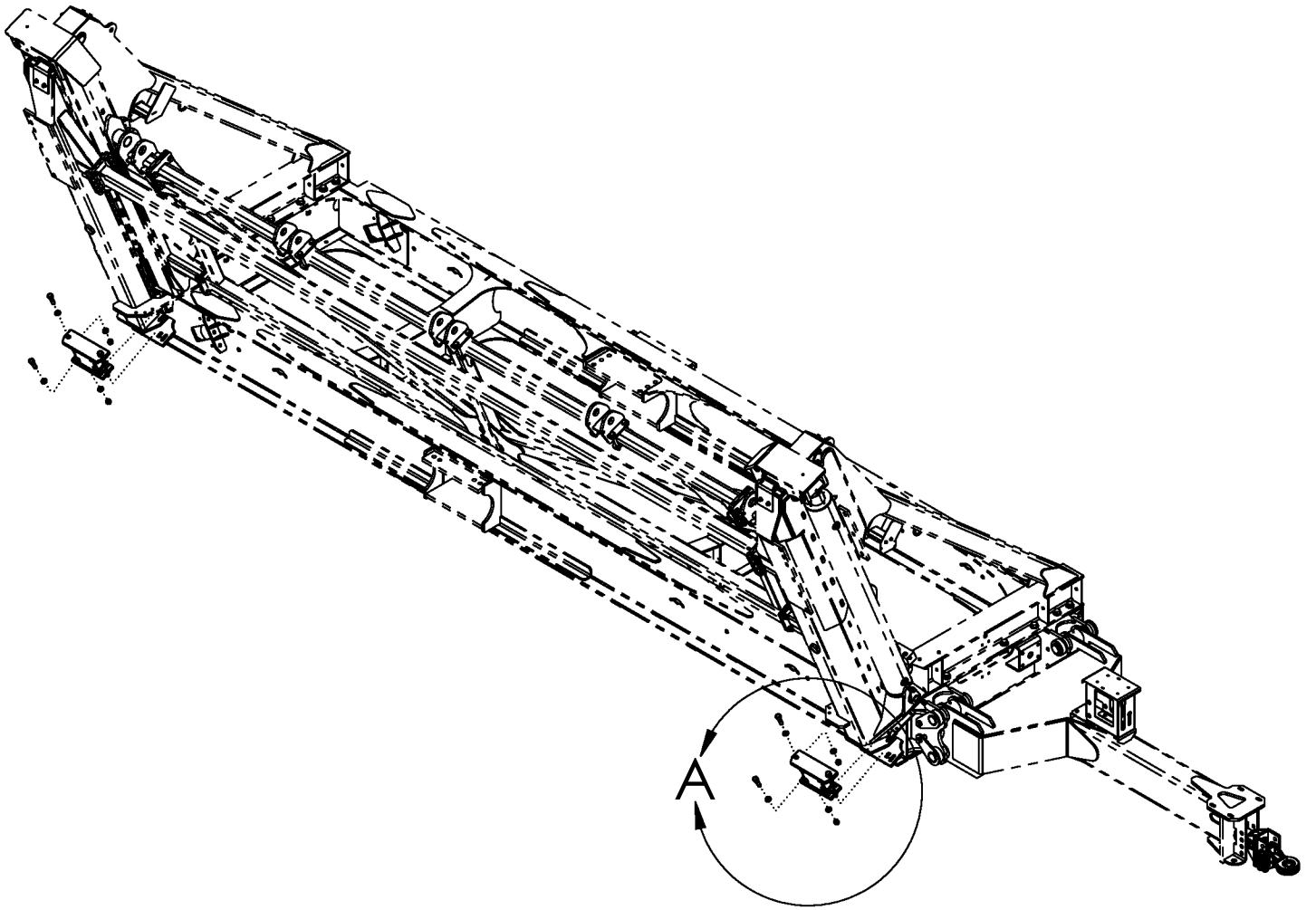
## TOP DOOR LOCK UP BAR

ITEM	PART NO.	DESCRIPTION	QTY
1	319208	PLATE-TOP DOOR LOCK UP	2
2	319209	PLATE-TOP DOOR LOCK UP BENT	2
3	1011610	BOLT-HEX: .50 X 2.50 NC GR5 ZP	2
4	1011584	WASHER-FLAT: SAE .50 ZP	4
5	1011581	WASHER-LOCK: .50 ZP	2
6	1011577	NUT-HEX: .50 NC GR2 ZP	2
7	1018007	BOLT-HEX: 1.00 X 3.00 NC GR5 ZP	2
8	1016663	WASHER-FLAT: SAE 1.00 ZP	4
9	1016969	NUT-TOPLOCK: 1.00 NC GR5 ZP	2



## TANK LADDER

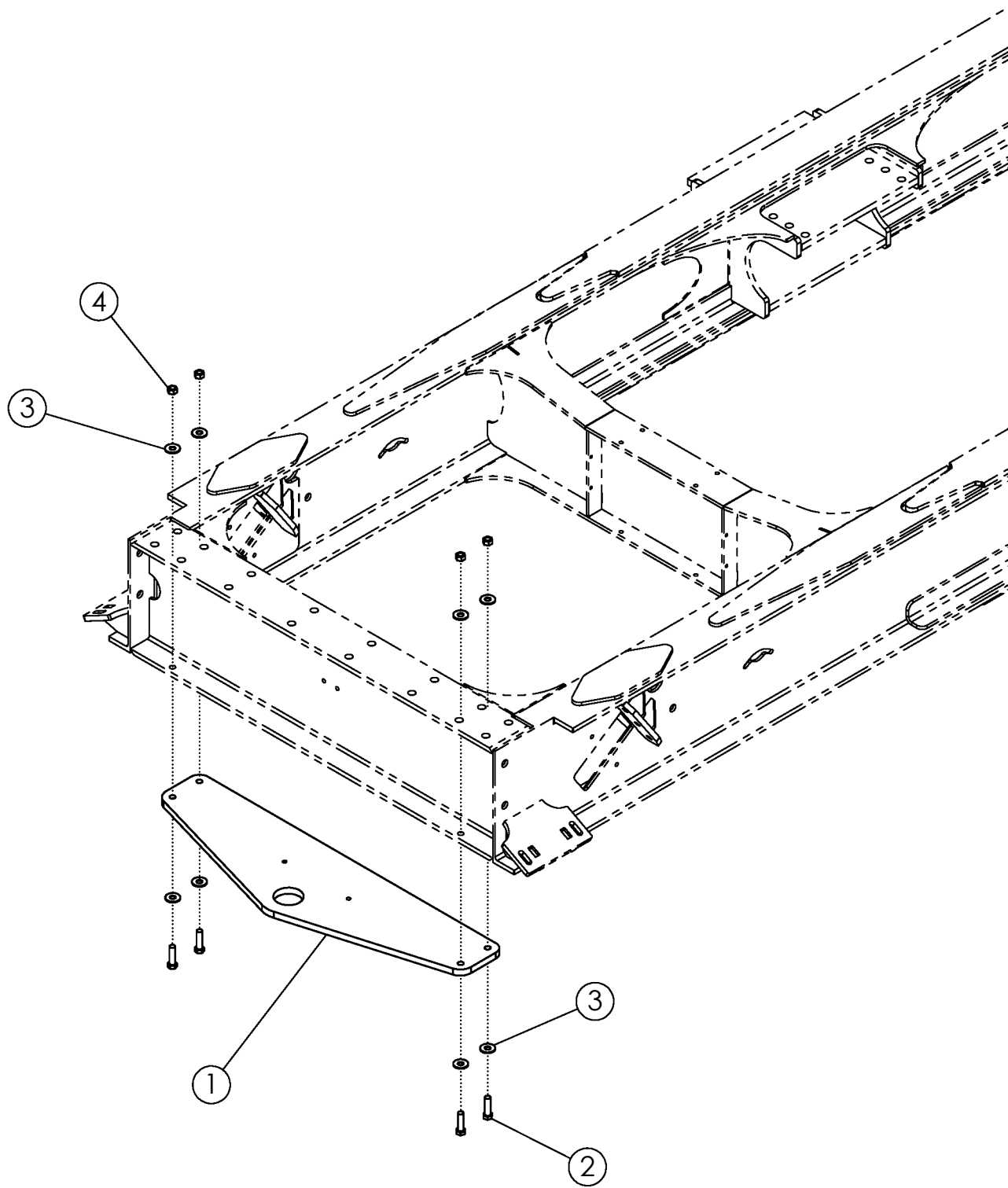
ITEM	PART NO.	DESCRIPTION	QTY
1	319317	WLDMT-CC1000 TANK ACCESS LADDER	1
2	1023331	BOLT-HEX: 1.00 X 2.50 NC GR5 ZP	2
3	1016663	WASHER-FLAT: SAE 1.00 ZP	4
4	1016969	NUT-TOPLOCK: 1.00 NC GR5 ZP	2



# HAUNCH

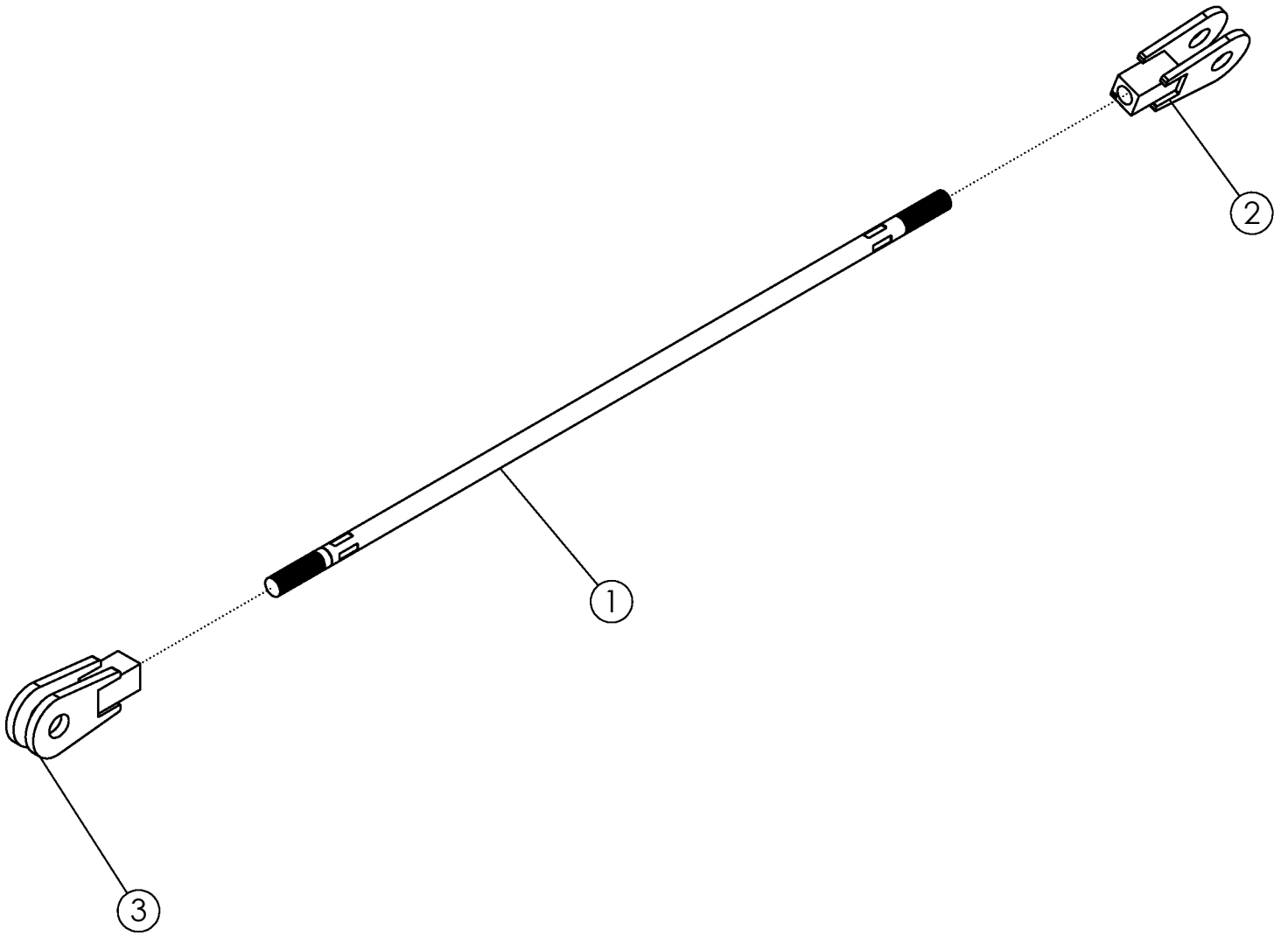
ITEM	PART NO.	DESCRIPTION	QTY
1	1032291	BOLT-HEX: .75 X 3.00 NC GR8 YZP	8
2	35132	WASHER-FLAT: SAE .75 GR8 YZP	16
3	1017000	NUT-TOPLOCK: .75 NC GR5 ZP	8
4	318962	WLDMT-HAUNCH PEDESTAL	2





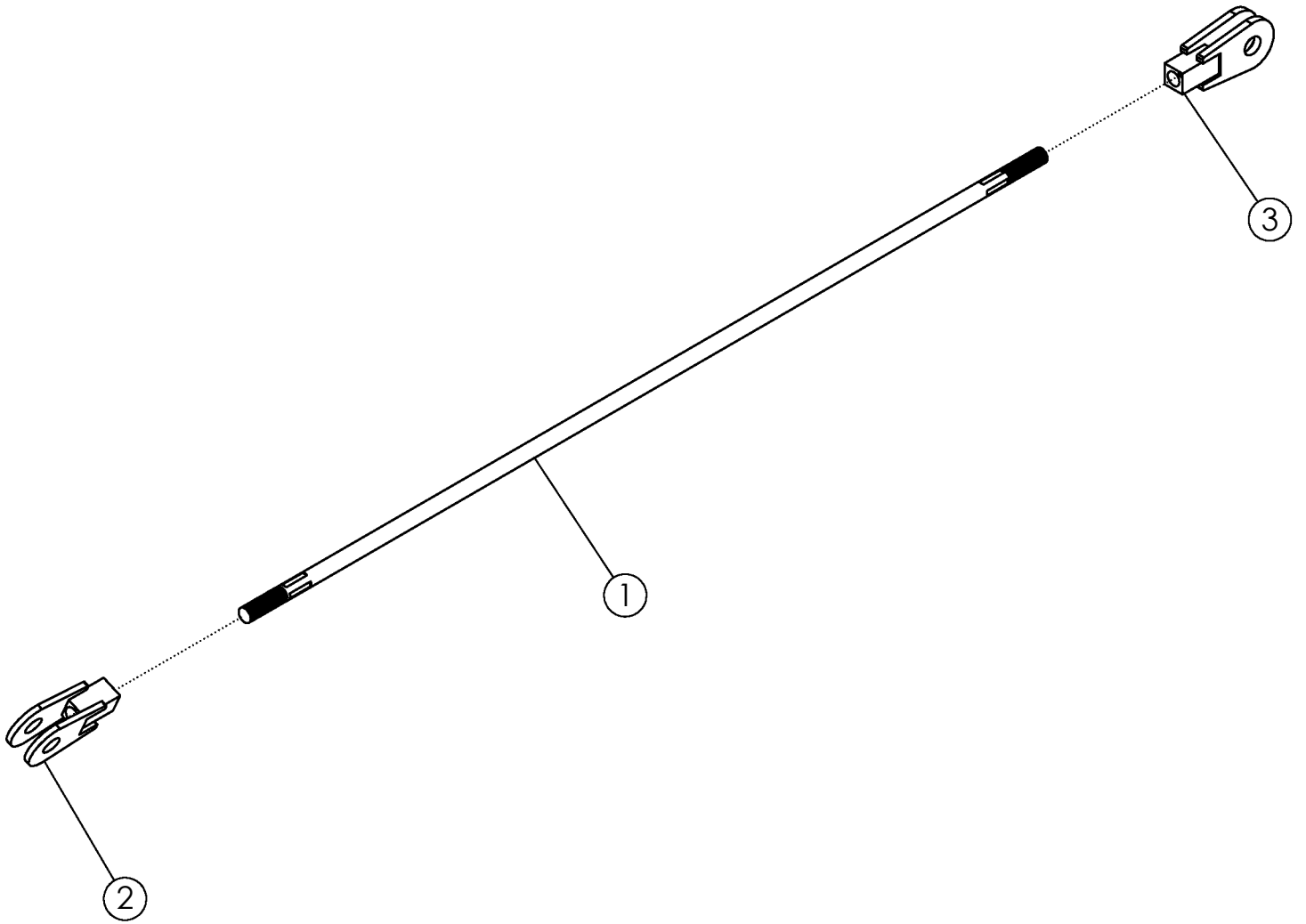
## REVERSE HITCH

ITEM	PART NO.	DESCRIPTION	QTY
1	318880	PLATE-REVERSE HITCH PULL	1
2	66495	BOLT-HEX: .75 X 2.75 NC GR8 YZP	4
3	1030702	WASHER-FLAT: .75 ZP	8
4	1011434	NUT-TOPLOCK: .75 NC GR8 ZP	4



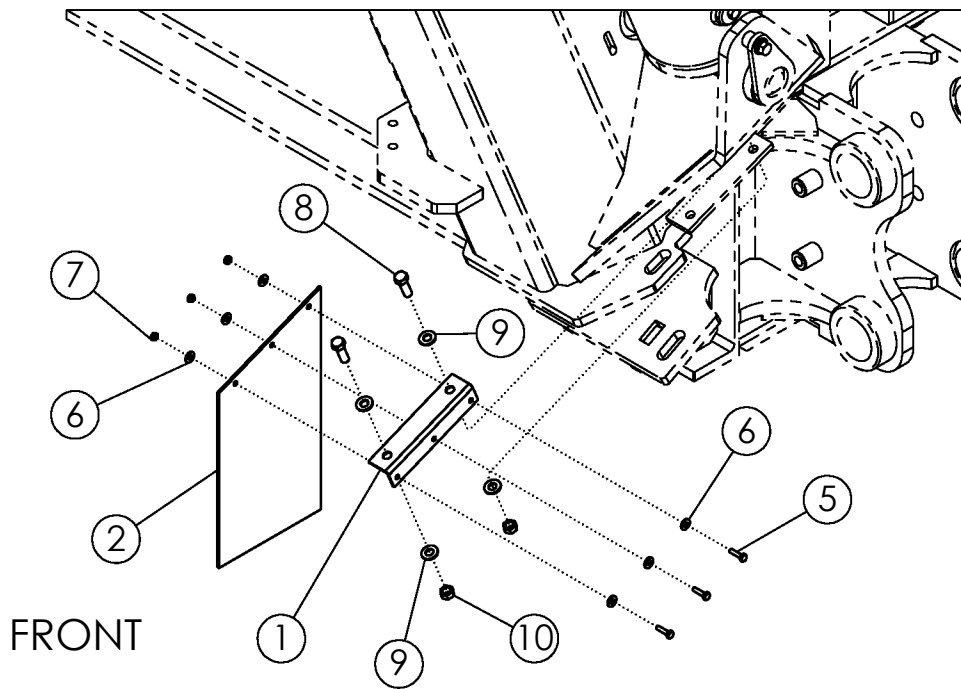
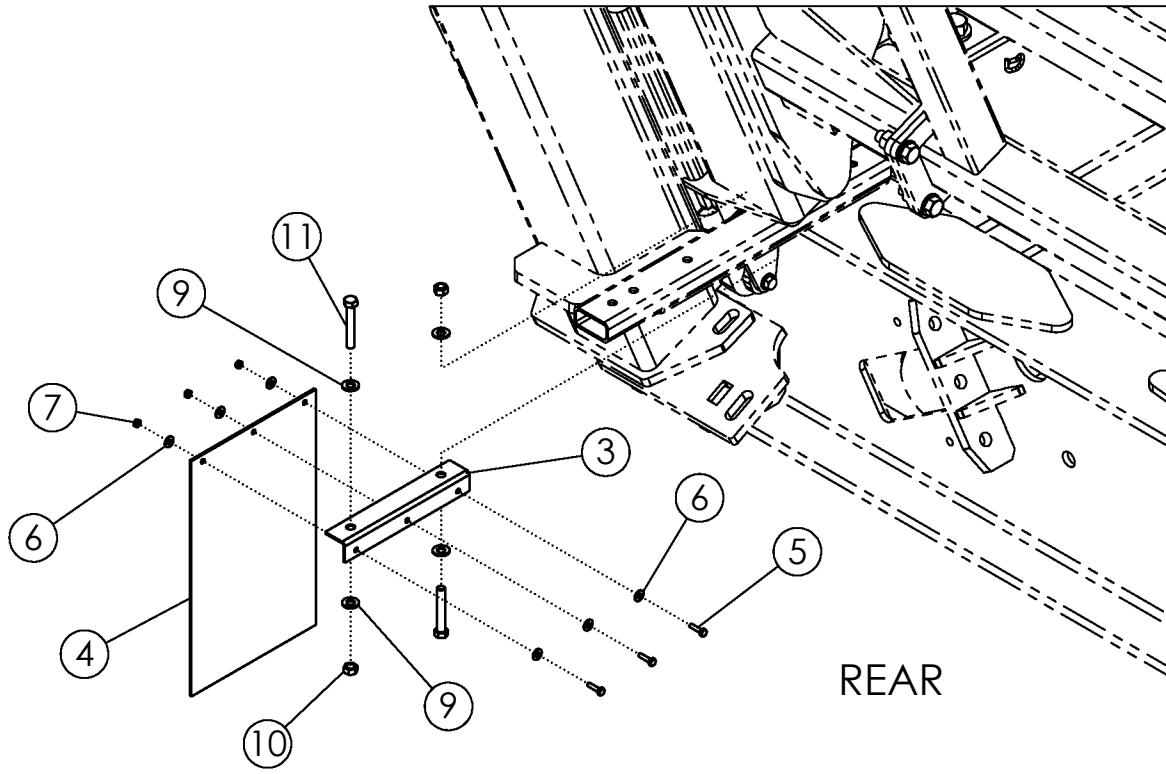
## TRUSS ARM SHORT

ITEM	PART NO.	DESCRIPTION	QTY
1	318948	SHAFT-TRUSS SUPPORT SHORT	1
2	318925	WLDMT-CLEVIS MNT RH THREADED	1
3	318924	WLDMT-CLEVIS MNT LH THREADED	1



## TRUSS ARM LONG

ITEM	PART NO.	DESCRIPTION	QTY
1	318947	SHAFT-TRUSS SUPPORT LONG	1
2	318925	WLDMT-CLEVIS MNT RH THREADED	1
3	318924	WLDMT-CLEVIS MNT LH THREADED	1

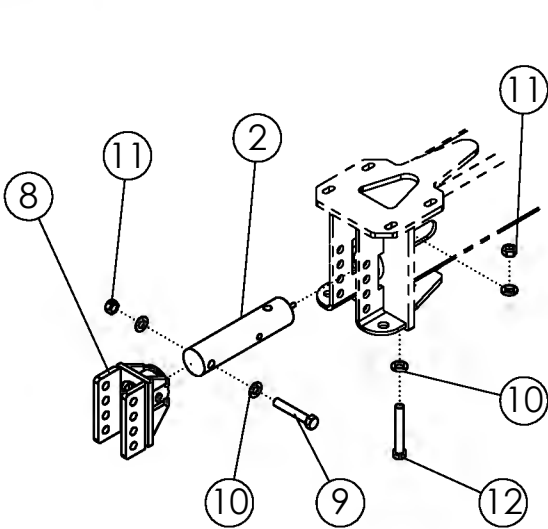
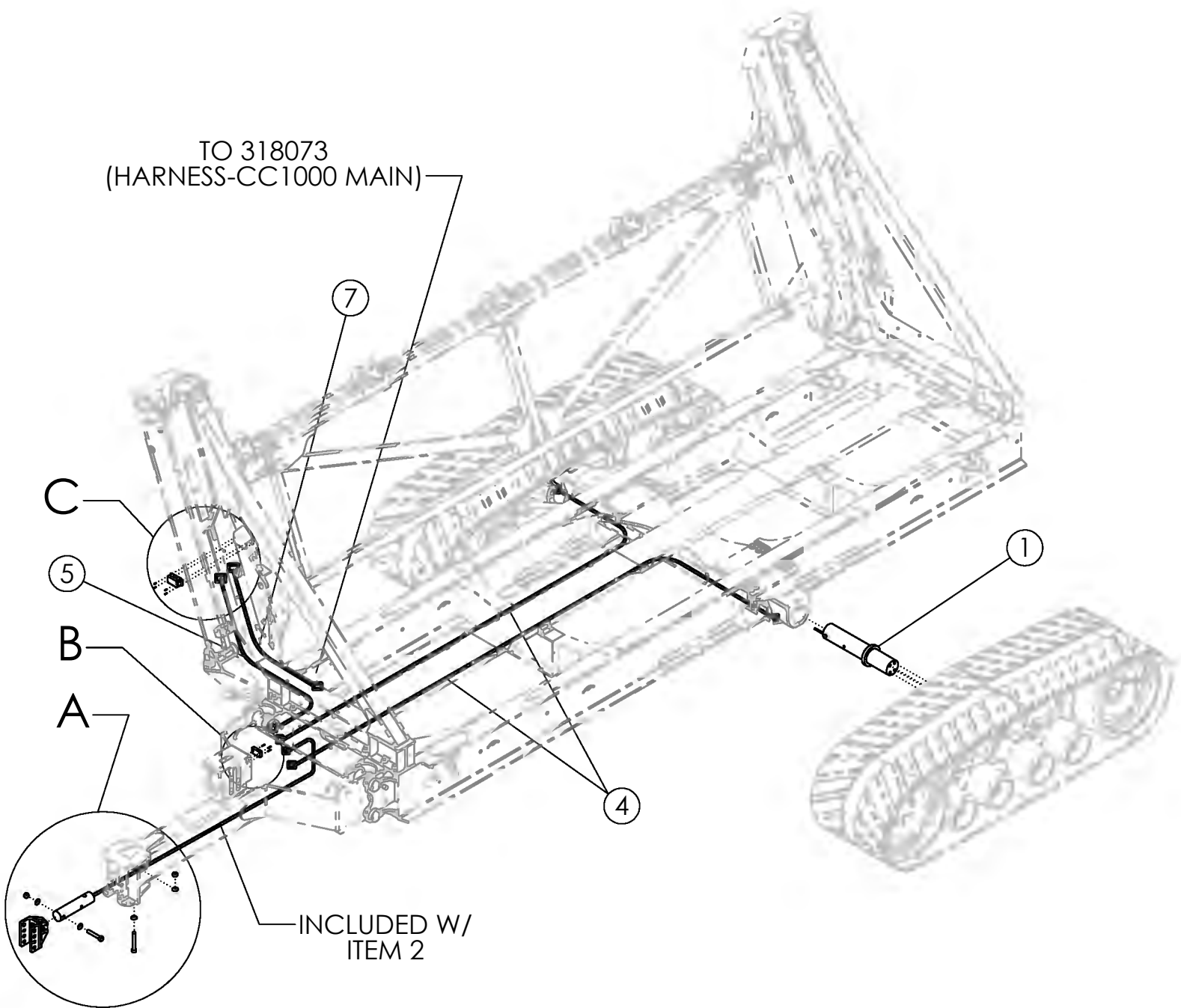




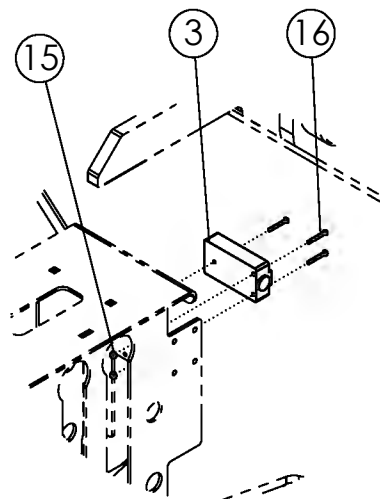
## MUDFLAPS

ITEM	PART NO.	DESCRIPTION	QTY
1	319032	PLATE-MUDFLAP BRACKET FRONT	1
2	319200	RUBBER-FRONT MUDFLAP	1
3	319033	PLATE-MUDFLAP BRACKET REAR	1
4	319199	RUBBER-REAR MUDFLAP	1
5	1013423	BOLT-HEX: .25 X 1.00 NC GR5 ZP	6
6	1020416	WASHER-FLAT: .25 ZP	12
7	1030946	NUT-TOPLOCK: .25 NC GR5 ZP	6
8	1011607	BOLT-HEX: .50 X 1.50 NC GR5 ZP	2
9	1011584	WASHER-FLAT: SAE .50 ZP	8
10	1027461	NUT-TOPLOCK: .50 NC GR5 ZP	4
11	1017719	BOLT-HEX: .50 X 3.25 NC GR5 ZP	2

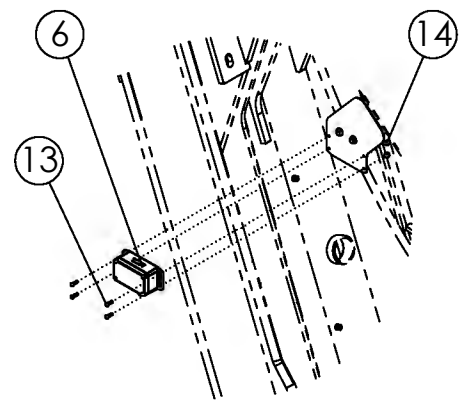
TO 318073  
(HARNESS-CC1000 MAIN)



DETAIL A



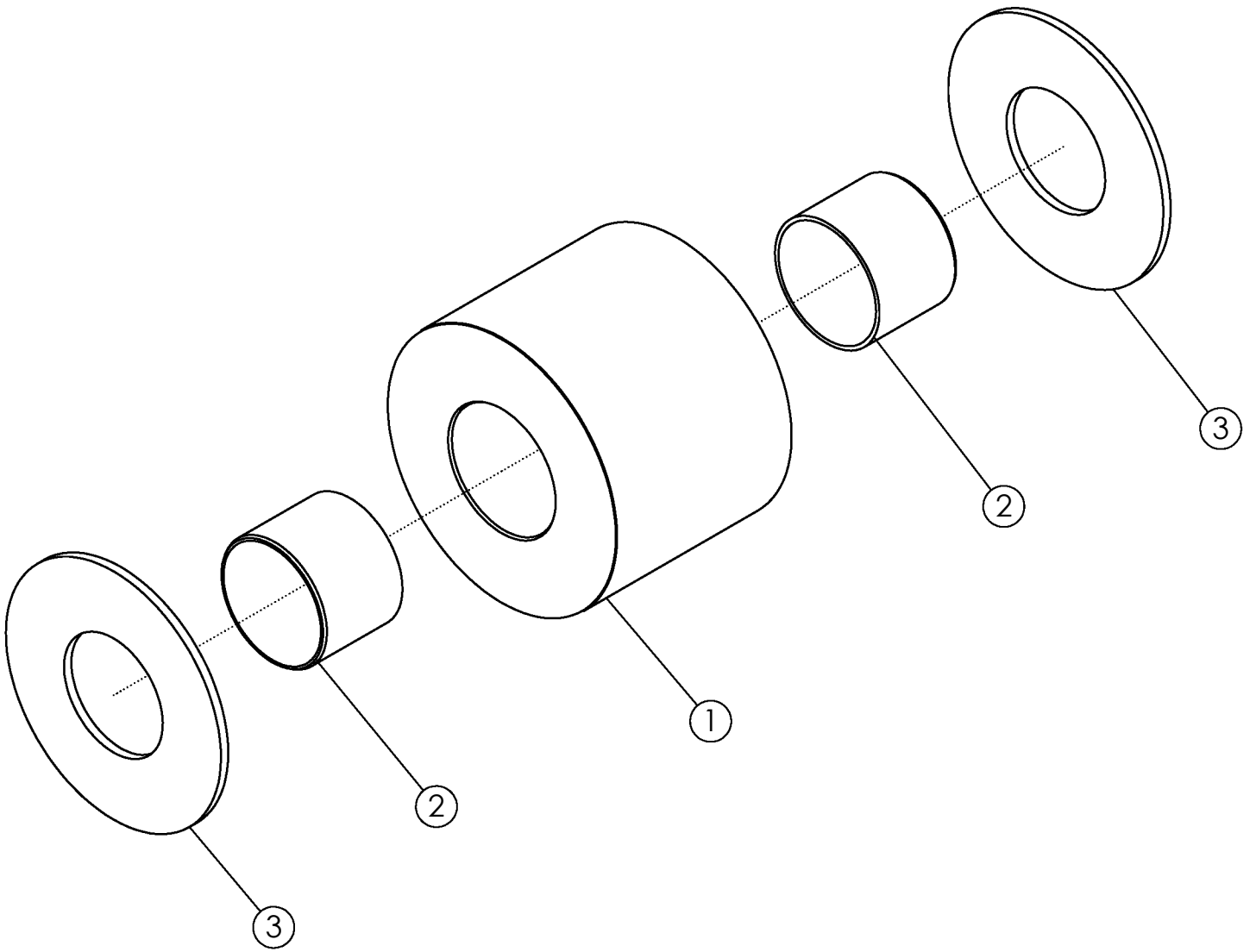
DETAIL B



DETAIL C

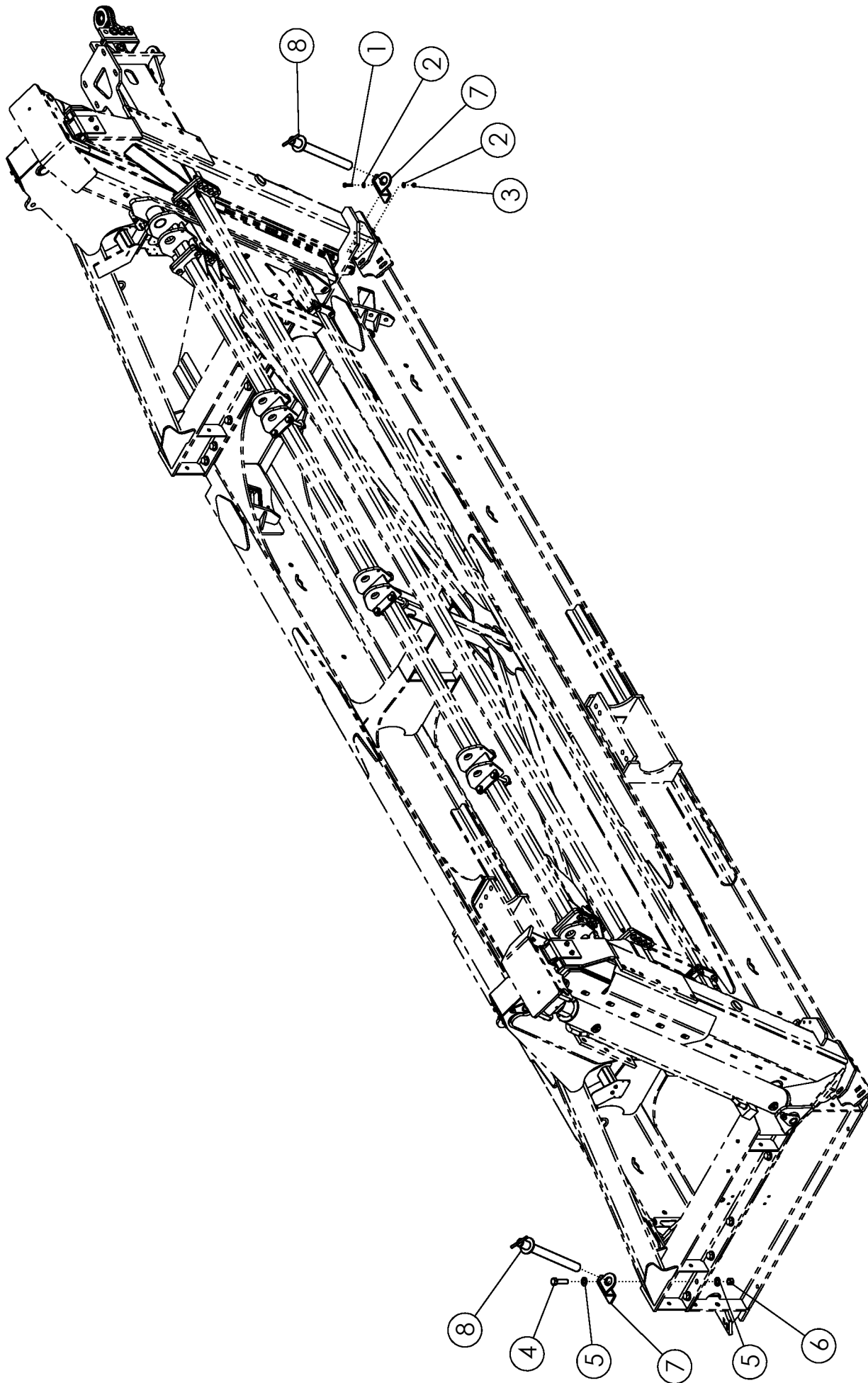
## SCALE SYSTEM (CAMSO)

ITEM	PART NO.	DESCRIPTION	QTY
1	318035	LOAD CELL-5.472SB-6IN EZ MATE 409661	2
2	318036	LOAD CELL-3.75SB-16FT EZ MATE 407694	1
3	318037	J-BLOCK 6-PORT EZ MATE (TOPCON)	1
4	318038	CABLE-EZ MATE M/F 21FT	2
5	318045	CABLE-EZ MATE/AMP 12FT	1
6	316295	MODULE-LIBRA CART M0014 (12V POWER OPT)	1
7	319006	HARNESS-CC1000 LIBRA BOX POWER	1
8	310510	WLDMT-WEIGH TRONIX PINTLE	1
9	1032502	BOLT-HEX: 1.00 X 6.00 NC GR8 ZP	1
10	1030728	WASHER-FLAT: SAE 1.00 ZP GR8	4
11	1016969	NUT-TOPLOCK: 1.00 NC GR8 ZP	2
12	1018839	BOLT-HEX: 1.00 X 7.00 NC GR8 ZP	1
13	1014728	SCREW-R-H-SL: #10-24 X .75 NC GR2	4
14	1026591	NUT-K-LOCK: #10-24 NC GR2 ZP	4
15	62617	NUT-NYLOCK: #8-32 GR2 ZP	3
16	62800	SCREW-R-H-SL: #8-32 X 1.25 ZP	3



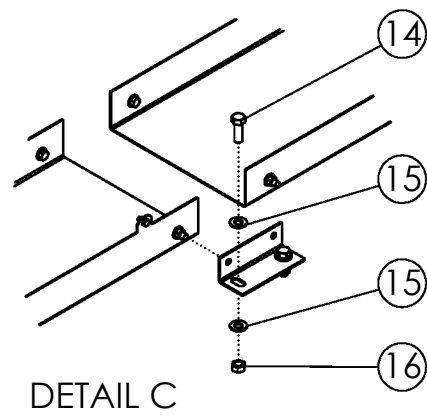
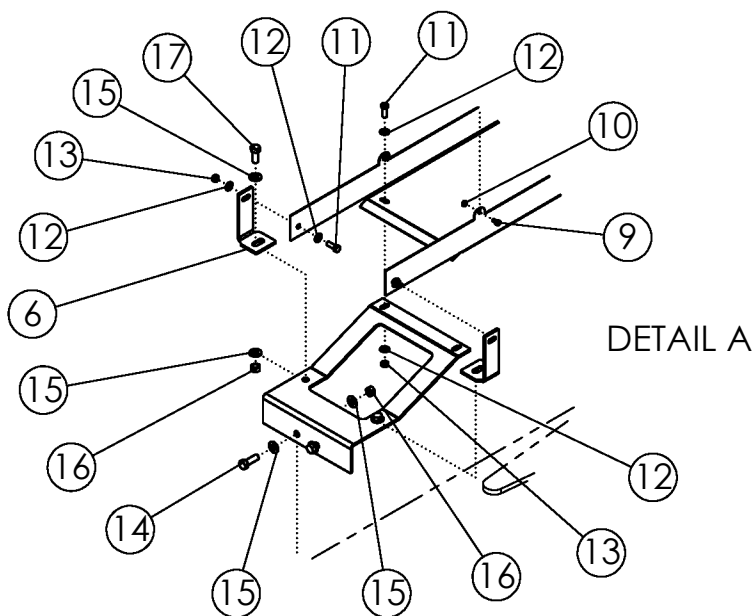
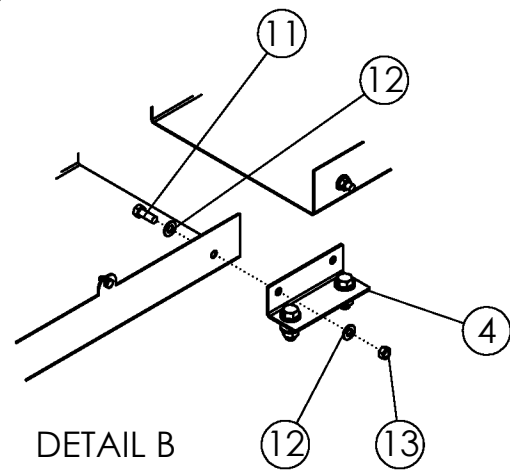
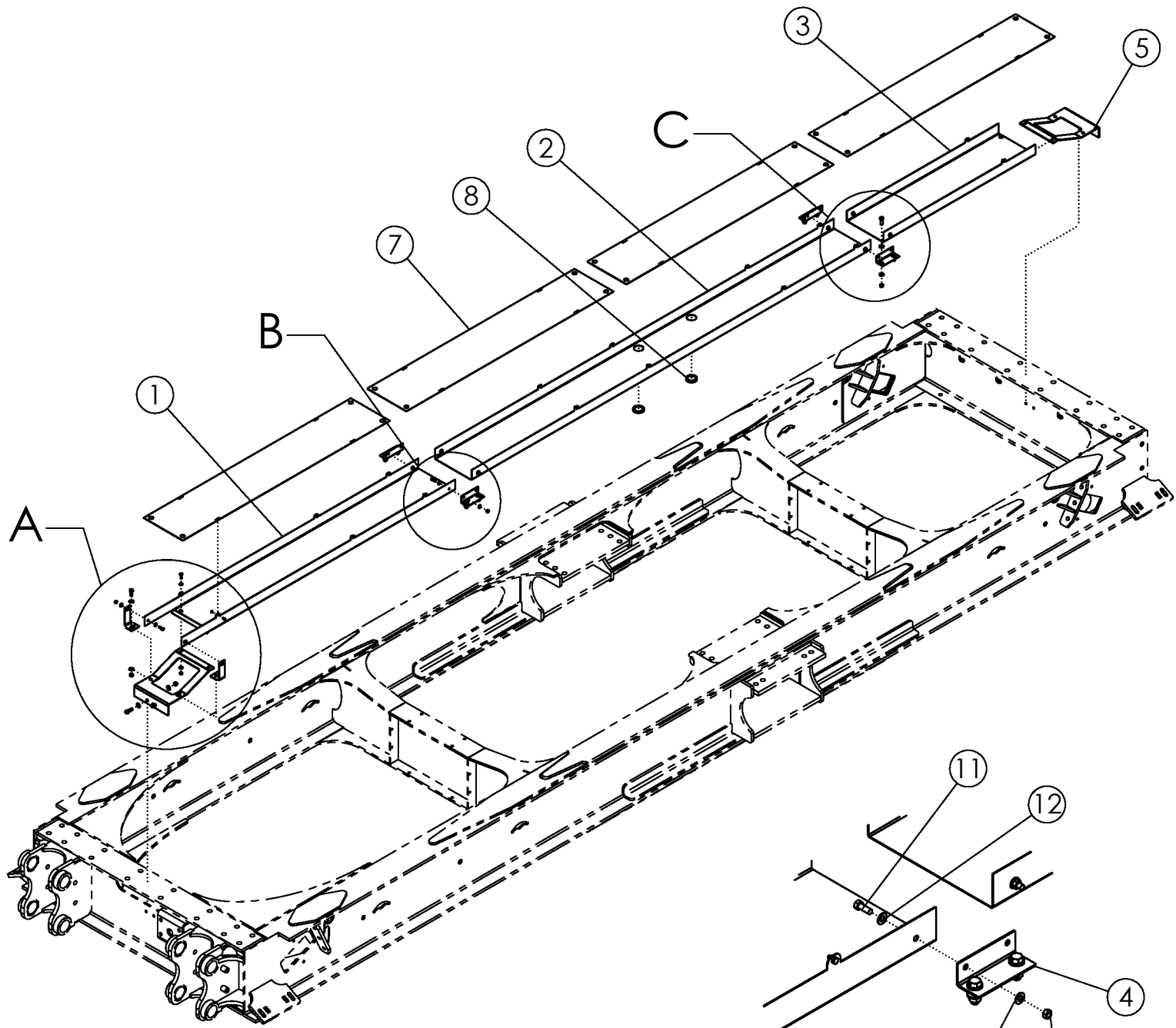
## LADDER FRAME ROLLER

ITEM	PART NO.	DESCRIPTION	QTY
1	319325	TUBE-LADDER FRAME ROLLER	1
2	318087	BUSHING-IGLIDE Q2 SLEEVE 2.5"IDX2.68"ODX2"L	2
3	319324	WASHER-ROLLER GUARD	2



## SAFETY PINS

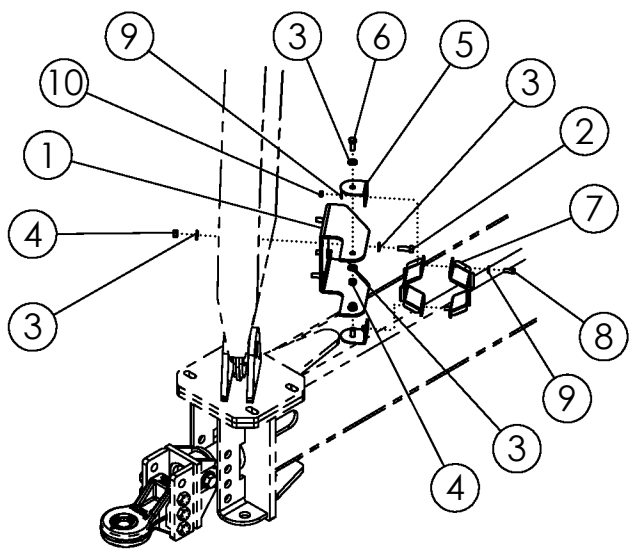
ITEM	PART NO.	DESCRIPTION	QTY
1	1011609	BOLT-HEX: .50 X 2.00 NC GR5 ZP	1
2	1011584	WASHER-FLAT: SAE .50 ZP	2
3	1027461	NUT-TOPLOCK: .50 NC GR5 ZP	1
4	1011626	BOLT-HEX: 1.00 X 3.50 NC GR5 ZP	1
5	1016663	WASHER-FLAT: SAE 1.00 ZP	2
6	1016969	NUT-TOPLOCK: 1.00 NC GR5 ZP	1
7	319204	PLATE-SAFETY PIN MOUNT	2
8	319010	WLDMT-LADDER FRAME SAFETY PIN 23.125"	2



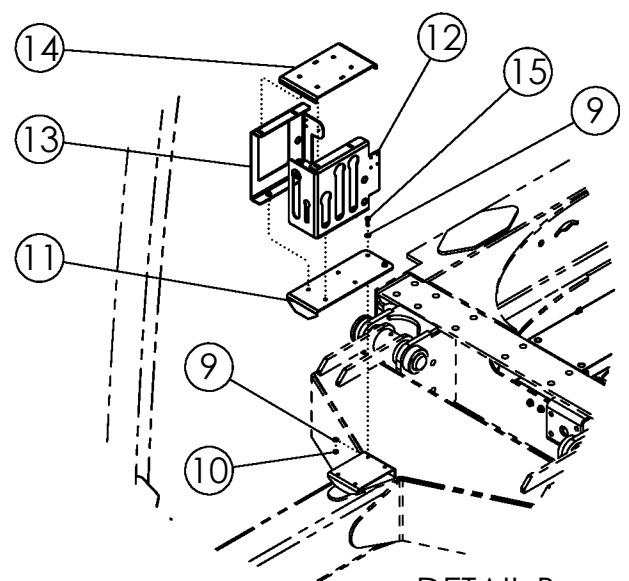


## HOSE TRAY

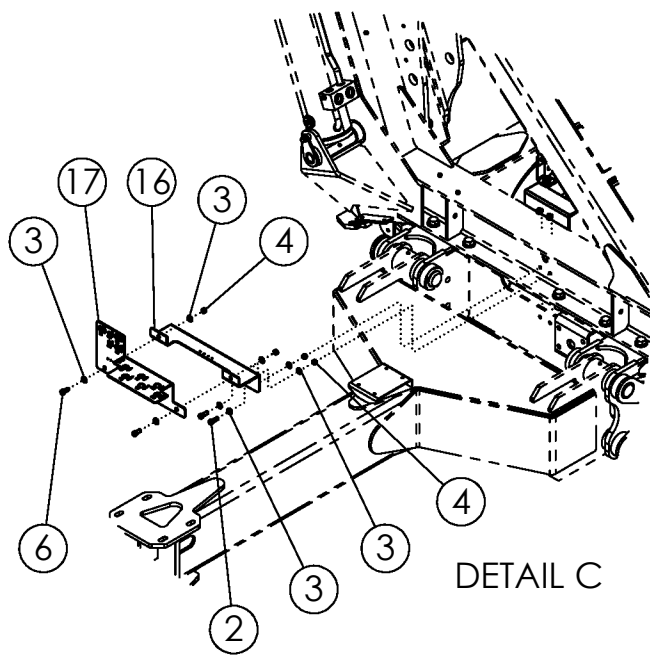
ITEM	PART NO.	DESCRIPTION	QTY
1	319211	PLATE-FRONT HOSE TRAY	1
2	319212	PLATE-MIDDLE HOSE TRAY	1
3	319213	PLATE-BACK HOSE TRAY	1
4	319215	PLATE-HOSE TRAY MIDDLE MOUNT	4
5	319206	PLATE-HOSE TRAY END MOUNT	2
6	319216	PLATE-FRONT HOSE TRAY BRACKET	2
7	319214	PLATE-HOSE TRAY COVER	4
8	319202	GROMMET-RUBBER VARIABLE ID	2
9	1013243	BOLT-HEX: .25 X .50 NC GR5 ZP	16
10	1030946	NUT-TOPLOCK: .25 NC GR5 ZP	16
11	1011600	BOLT-HEX: .38 X 1.00 NC GR5 ZP	14
12	1014608	WASHER-FLAT: SAE .38 ZP	28
13	1016999	NUT-TOPLOCK: .38 NC GR5 ZP	14
14	1011607	BOLT-HEX: .50 X 1.50 NC GR5 ZP	12
15	1011584	WASHER-FLAT: SAE .50 ZP	28
16	1027461	NUT-TOPLOCK: .50 NC GR5 ZP	14
17	1011606	BOLT-HEX: .50 X 1.25 NC GR5 ZP	2



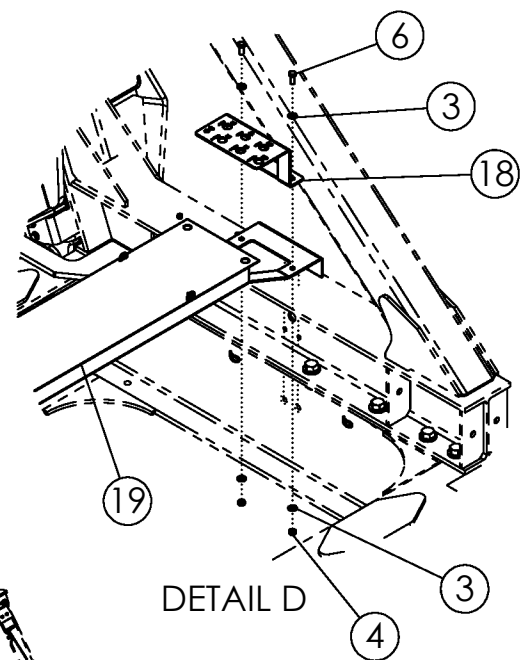
DETAIL A



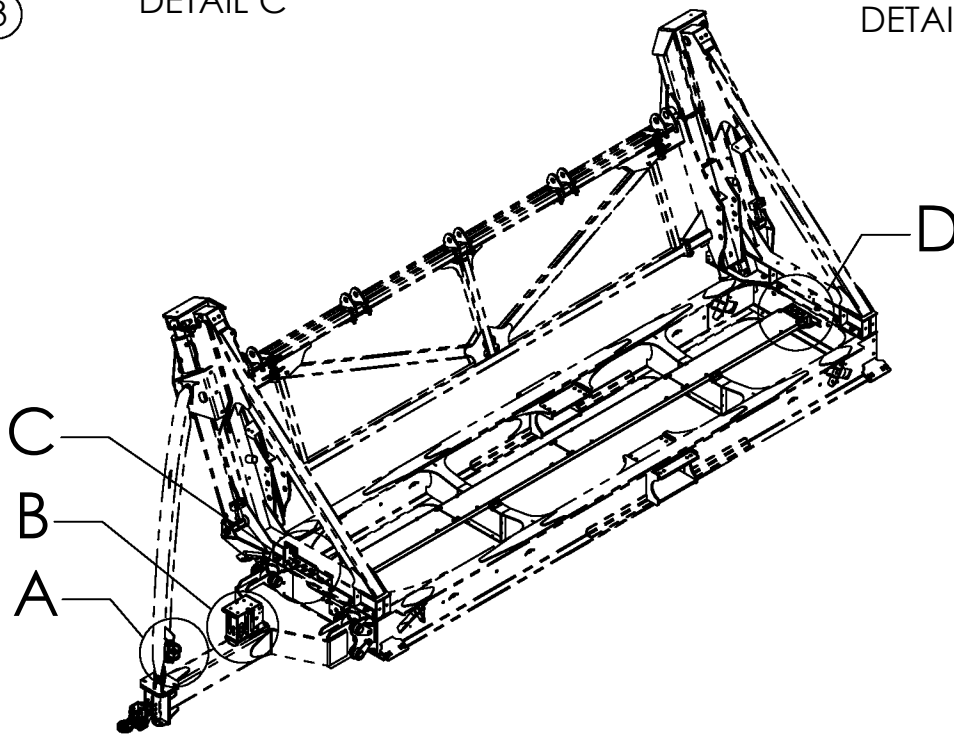
DETAIL B



DETAIL C

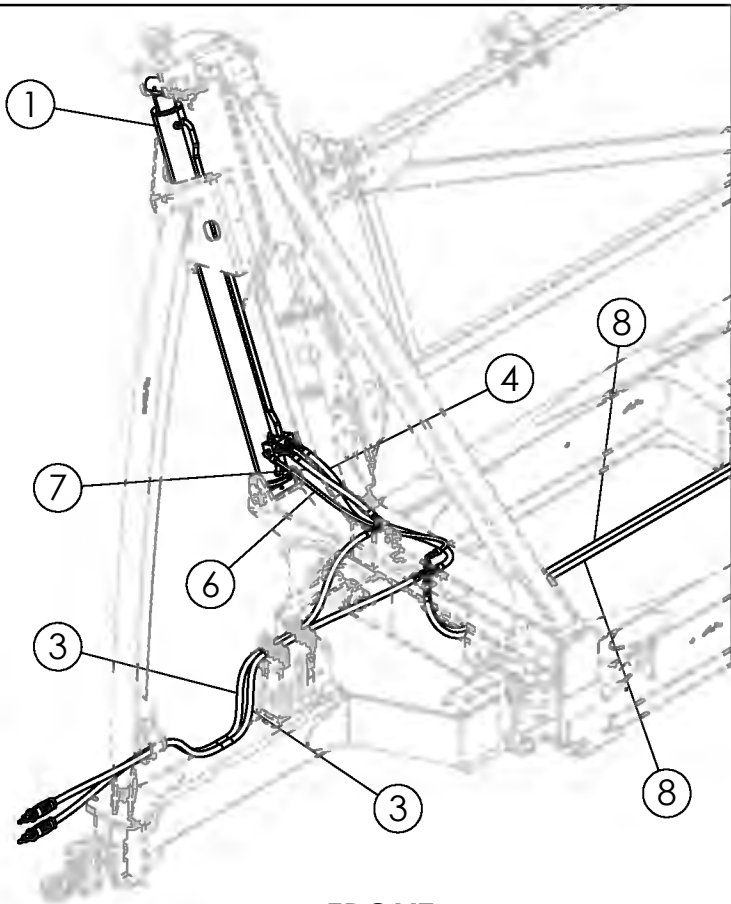


DETAIL D

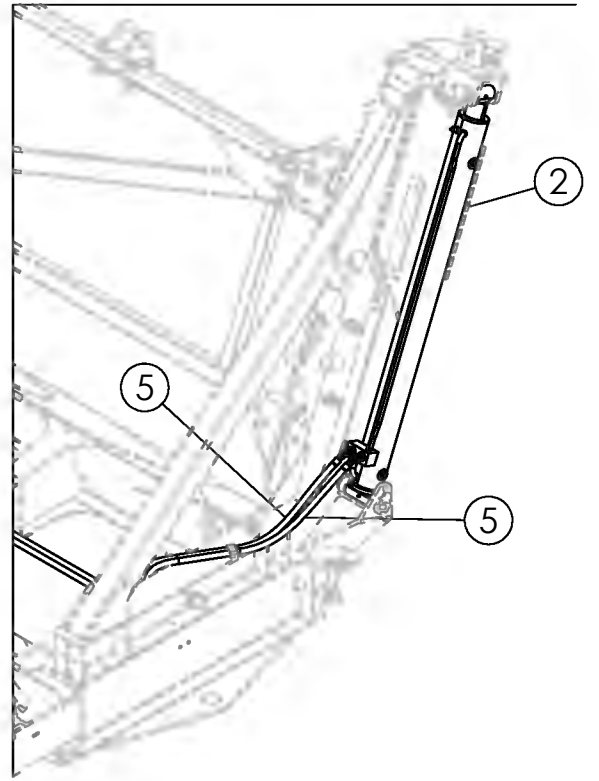


## HYDRAULIC MOUNTING

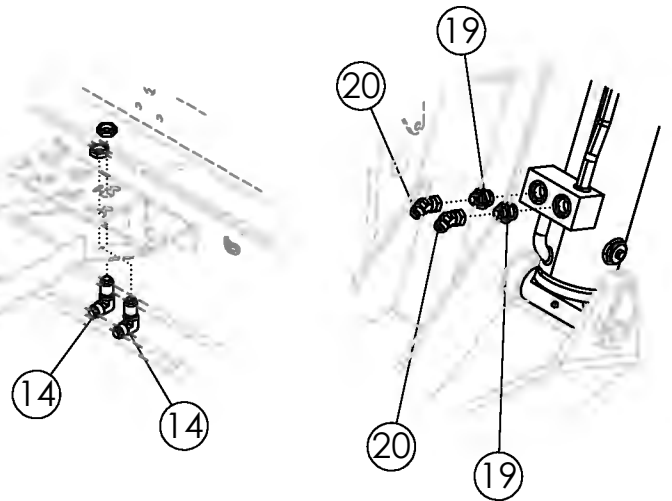
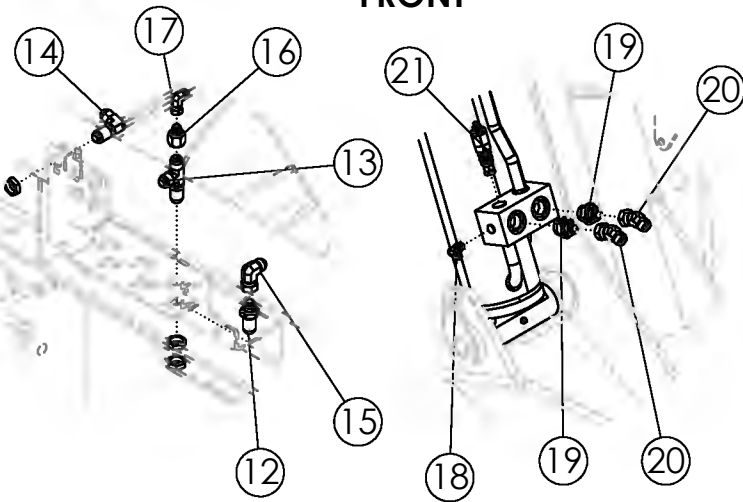
ITEM	PART NO.	DESCRIPTION	QTY
1	319178	PLATE-HOSE CLAMP MOUNT	1
2	1011607	BOLT-HEX: .50 X 1.50 NC GR5 ZP	6
3	1011584	WASHER-FLAT: SAE .50 ZP	24
4	1027461	NUT-TOPLOCK: .50 NC GR5 ZP	12
5	319177	PLATE-HOSE CLAMP BRACKET	2
6	1011606	BOLT-HEX: .50 X 1.25 NC GR5 ZP	6
7	319176	PLATE-HYDRAULIC HOSE CLAMP	2
8	1011600	BOLT-HEX: .38 X 1.00 NC GR5 ZP	2
9	1014608	WASHER-FLAT: SAE .38 ZP	16
10	1016999	NUT-TOPLOCK: .38 NC GR5 ZP	8
11	319344	PLATE-HOSE HOLDER BASE	1
12	319342	PLATE-HOSE HOLDER HANDLE	1
13	319343	PLATE-HOSE HOLDER JUNCTION	1
14	318711	PLATE-HOSE CLAMP BLK	1
15	1011601	BOLT-HEX: .38 X 1.25 NC GR5 ZP	6
16	319186	PLATE-BULKHEAD FRAME MOUNT	1
17	319187	PLATE-FRAME BULKHEAD FRONT	1
18	319188	PLATE-FRAME BULKHEAD REAR	1
19	319205	ASSY-HYD HOSE TRAY	1



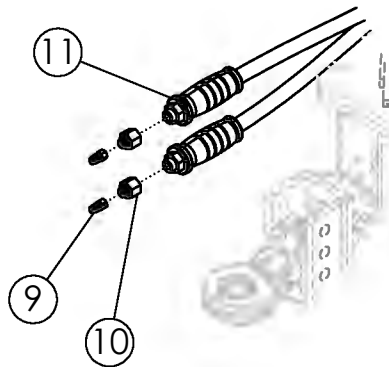
**FRONT**



**REAR**



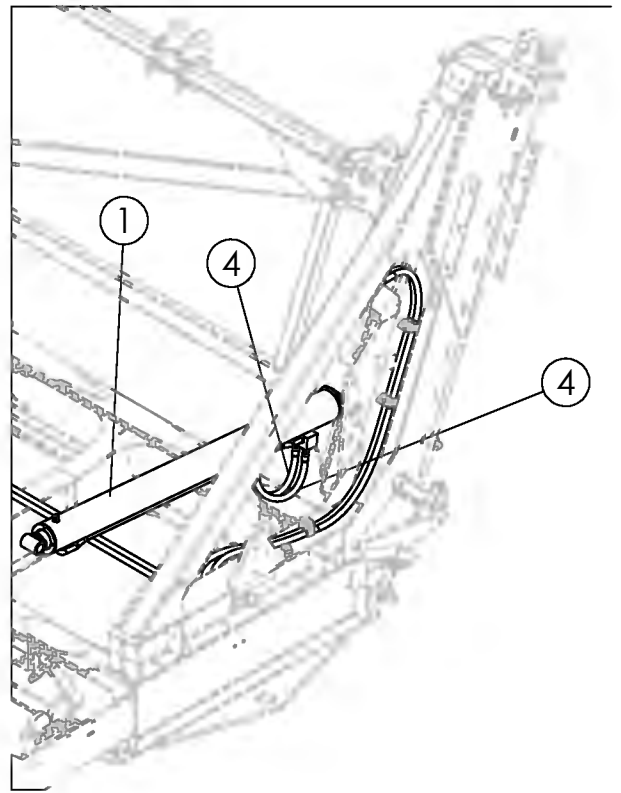
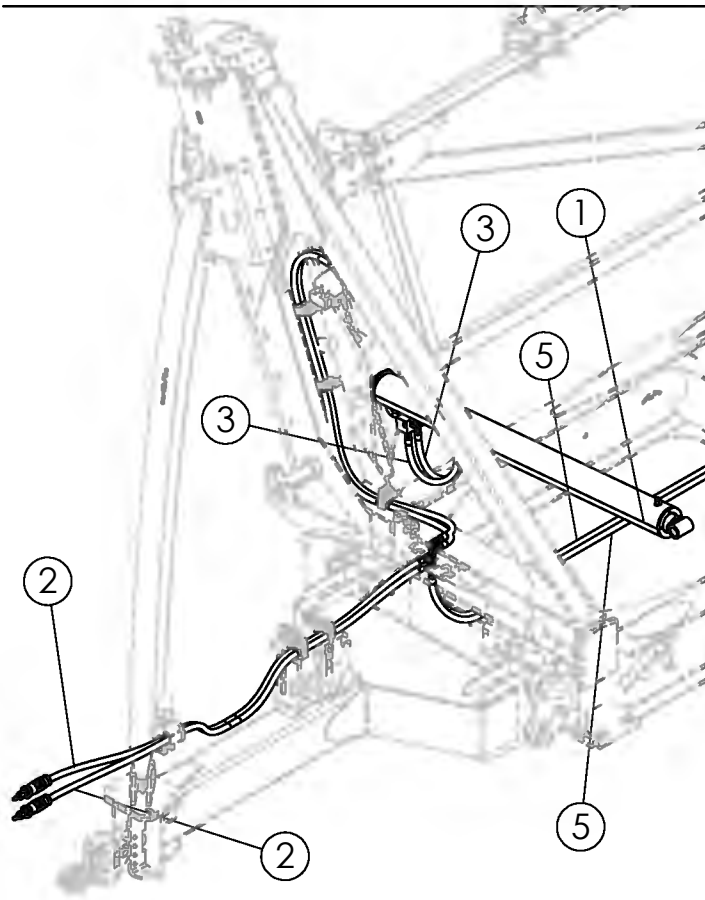
**TO TRACTOR**



## LIFT CYLINDER HYDRAULICS

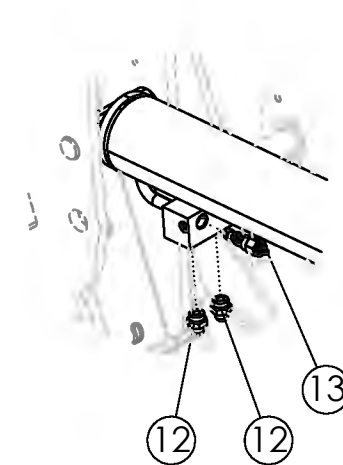
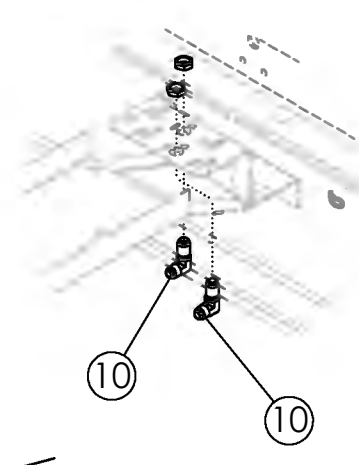
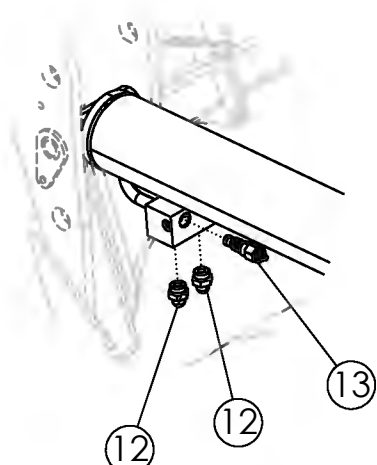
ITEM	PART NO.	DESCRIPTION	QTY
1	318001	CYL-HYDRAULIC 7.00 X 72 REPHASE	1
2	318002	CYL-HYDRAULIC 5.75 X 72 REPHASE	1
3	318815	HOSE: .75 X 180 12MB-12FJX	2
4	318816	HOSE: .75 X 060 12FJX-12FJX	1
5	318817	HOSE: .75 X 061 12FJX-12FJX	2
6	318818	HOSE: .38 X 056 6FJX-8FJX	1
7	318836	HOSE: .75 X 026 12FJX-12FJX	1
8	318834	HOSE: .75 X 296 12FJX-12FJX	2
9	36290	PIONEER TIP 8010-15P (#8 ORB)	2
10	319333	FTG-ADAPTER: 8MB-12FB	2
11	301923	HYD LABEL: .75 GREEN/GRAY SET	1
12	332918	FTG-BULKHEAD: 12MJ-12MJ	1
13	319336	FTG-BULKHEAD: 12MJ-12MJ-12MJ	1
14	319337	FTG-BULKHEAD: 12MJ-12MJ-90	3
15	59041	FTG-ELBOW: 12MJ-12FJX-90	1
16	66943	FTG-ADAPTER: 12FJ-8MJ	1
17	57668	FTG-ELBOW: 8MJ-8FJX-90	1
18	57754	FTG-ELBOW: 6MB-6MJ-90	1
19	58982	FTG-ADAPTER: 16MB-12MJ	4
20	62014	FTG-ELBOW: 12MJ-12FJX-45	4
21	316031	COUNTERBALANCE VALVE CARTRIDGE-4:1 3045PSI	1



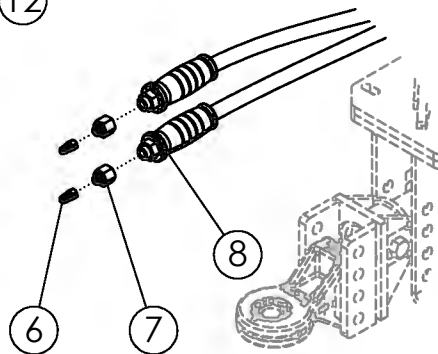


**FRONT**

**REAR**

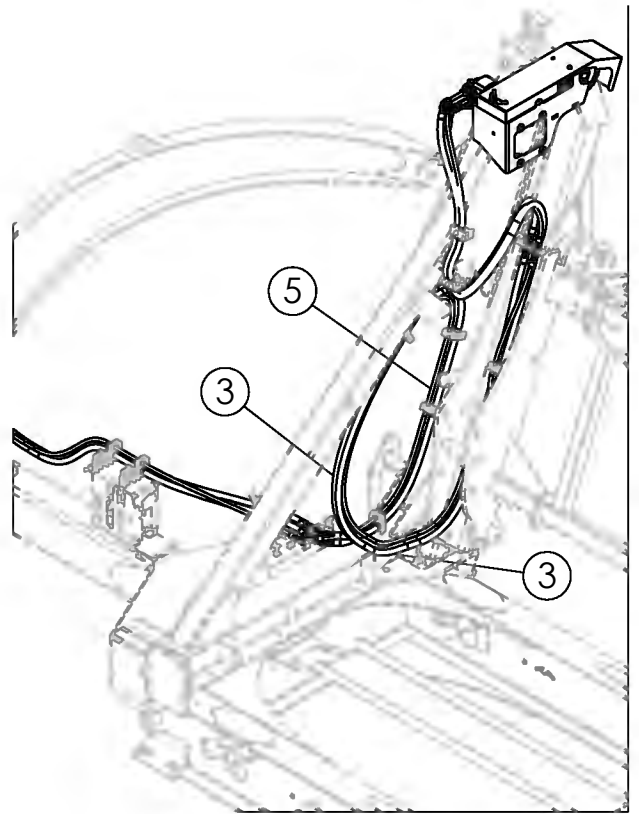
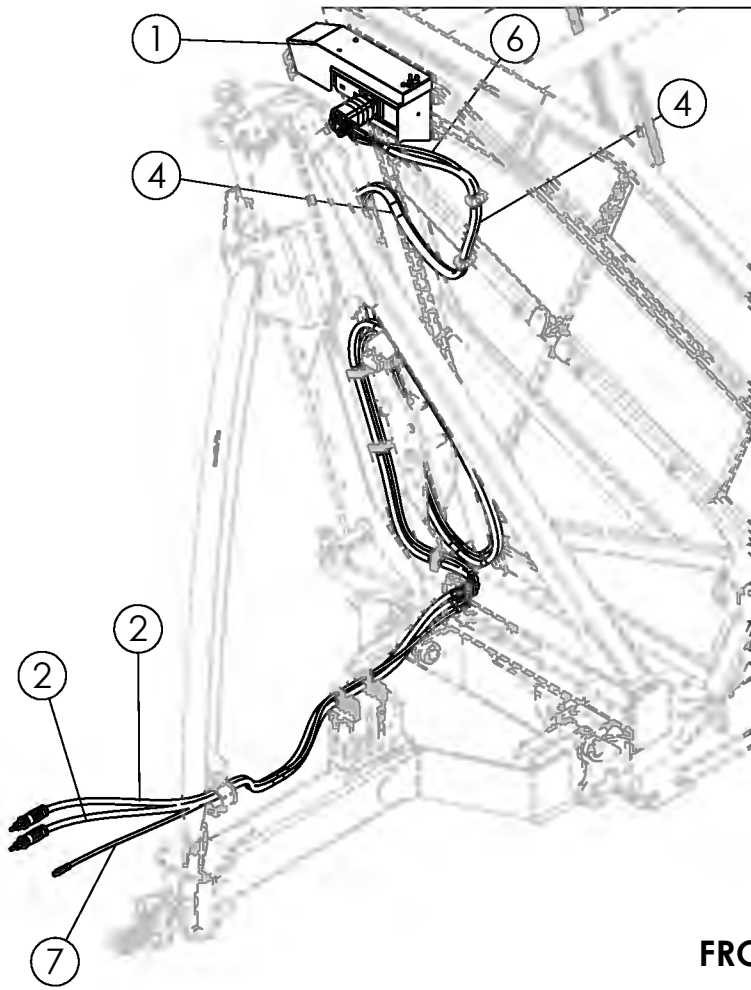


**TO TRACTOR**

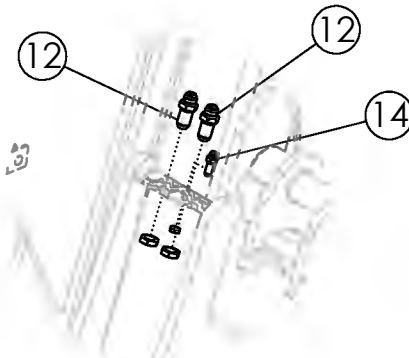
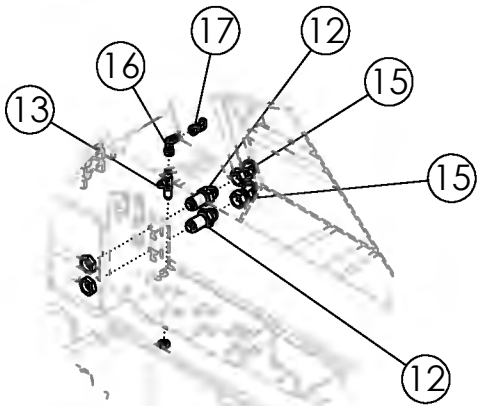


## TILT CYLINDER HYDRAULICS

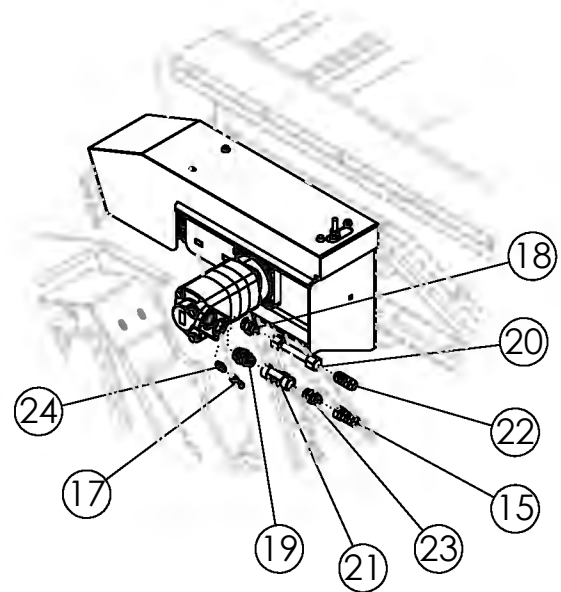
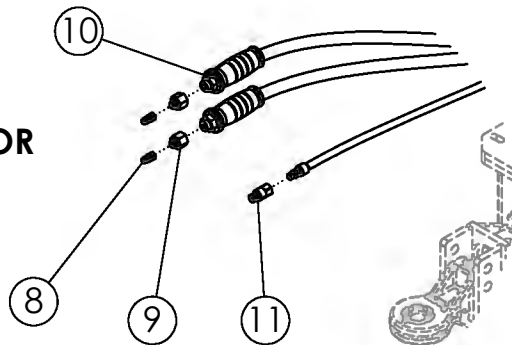
ITEM	PART NO.	DESCRIPTION	QTY
1	318003	CYL-HYDRAULIC 6.00 X 72	2
2	318815	HOSE: .75 X 180 12MB-12FJX	2
3	318819	HOSE: .75 X 180 12FJX-12FJX	2
4	318820	HOSE: .75 X 204 12FJX-12FJX	2
5	318834	HOSE: .75 X 296 12FJX-12FJX	2
6	36290	PIONEER TIP 8010-15P (#8 ORB)	2
7	319333	FTG-ADAPTER: 8MB-12FB	2
8	301928	HYD LABEL: .75 YELLOW/GRAY SET	1
9	319336	FTG-BULKHEAD: 12MJ-12MJ-12MJ	2
10	319337	FTG-BULKHEAD: 12MJ-12MJ-90	2
11	59041	FTG-ELBOW: 12MJ-12FJX-90	2
12	58982	FTG-ADAPTER: 16MB-12MJ	4
13	316031	COUNTERBALANCE VALVE CARTRIDGE-4:1 3045PSI	2



**FRONT**



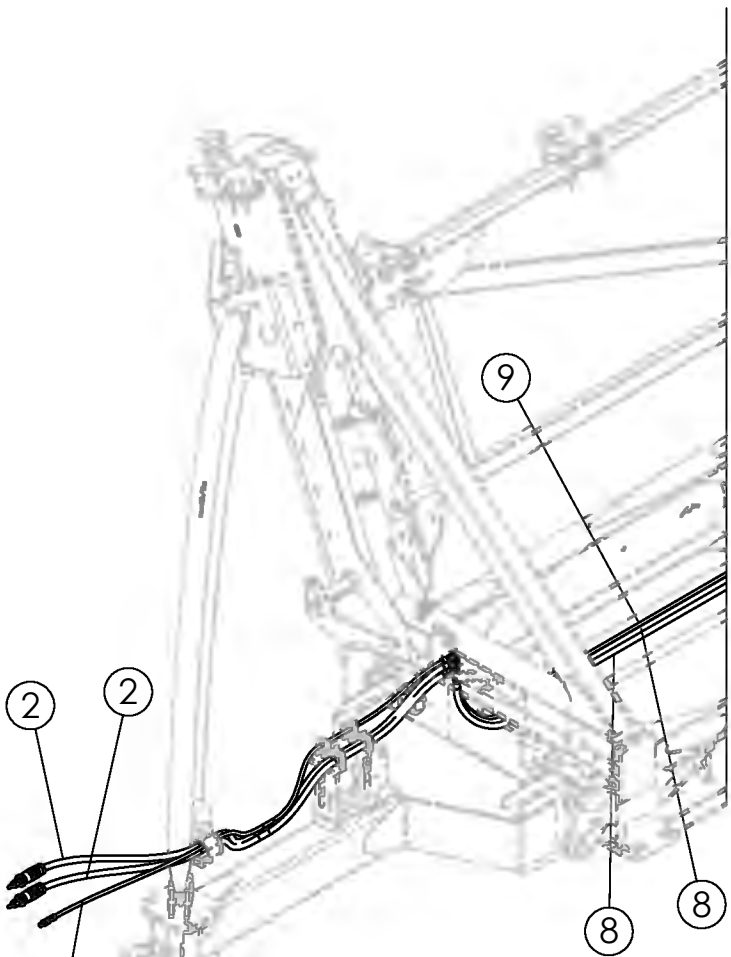
**TO TRACTOR**



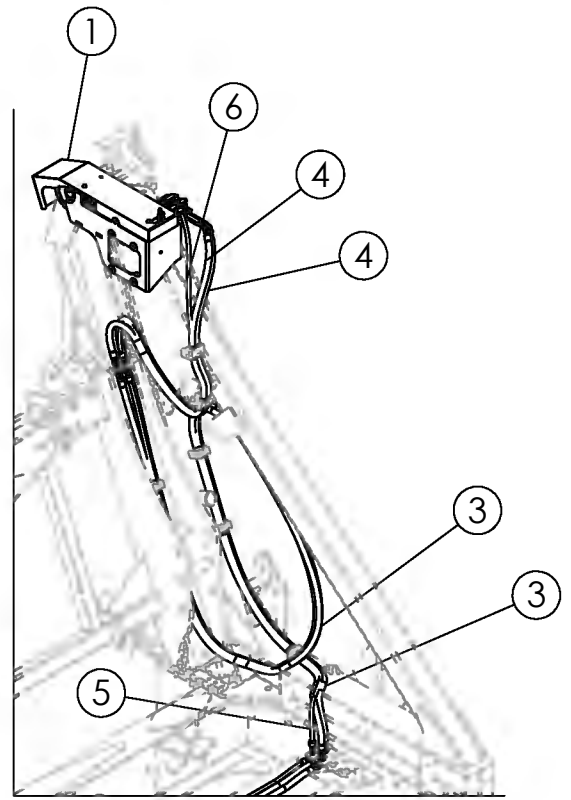


## FRONT MOTOR HYDRAULICS

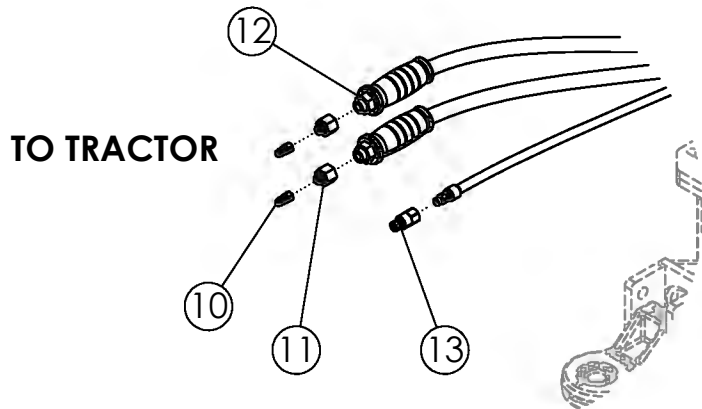
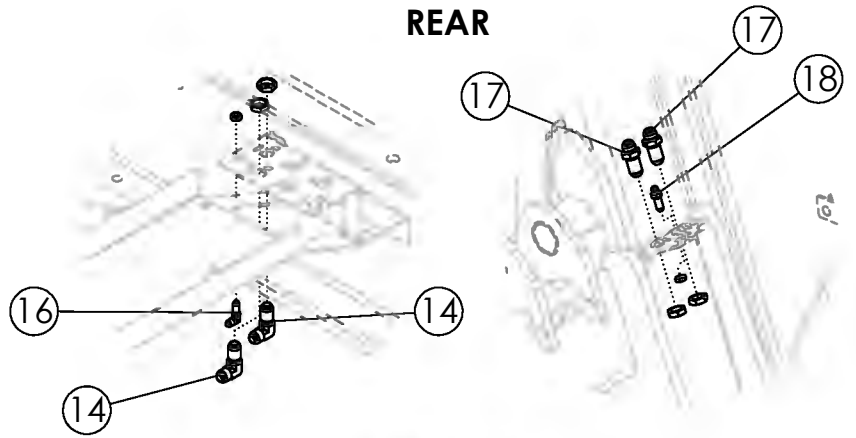
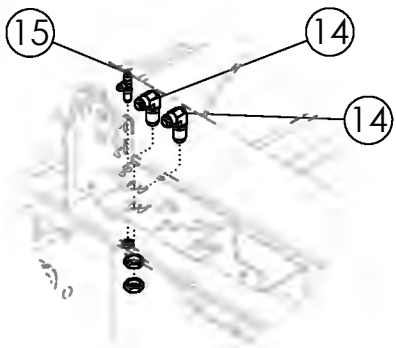
ITEM	PART NO.	DESCRIPTION	QTY
1	319054	ASSY-FLOOR CHAIN MOTORS	1
2	318815	HOSE: .75 X 180 12MB-12FJX	2
3	318821	HOSE: .75 X 224 12FJX-12FJX	2
4	318822	HOSE: .75 X 106 12FJX-12FJX	2
5	318823	HOSE: .38 X 220 6FJX-6FJX	1
6	318824	HOSE: .38 X 112 6FJX-6FJX	1
7	318837	HOSE: .38 X 190 8MB-6FJX	1
8	36290	PIONEER TIP 8010-15P (#8 ORB)	2
9	319333	FTG-ADAPTER: 8MB-12FB	2
10	302303	HYD LABEL: .75 RED/GRAY SET	1
11	69119	FTG-CASE DRAIN 3/8 FLAT FACE (NON-SPILL)	1
12	332918	FTG-BULKHEAD: 12MJ-12MJ	4
13	319335	FTG-BULKHEAD: 6MJ-6MJ-6MJ	1
14	319339	FTG-BULKHEAD: 6MJ-6MJ	1
15	62014	FTG-ELBOW: 12MJ-12FJX-45	3
16	57897	FTG-ELBOW: 6MJ-6FJX-90	1
17	301538	FTG-ELBOW: 6MJ-6FJX-45	2
18	58982	FTG-ADAPTER: 16MB-12MJ	1
19	319089	FTG-ADAPTER: 16MB-12MB	1
20	63471	ASSY-TUBE LINE .75 X 5.25 0-0	1
21	319088	VALVE-CHECK: 12FB-12FB	1
22	319334	FTG-ELBOW: 12MJ-12MJ-45	1
23	65918	FTG-ADAPTER: 12MB-12MJ	1
24	300245	FTG-ADAPTER: 4MB-6MJ	1



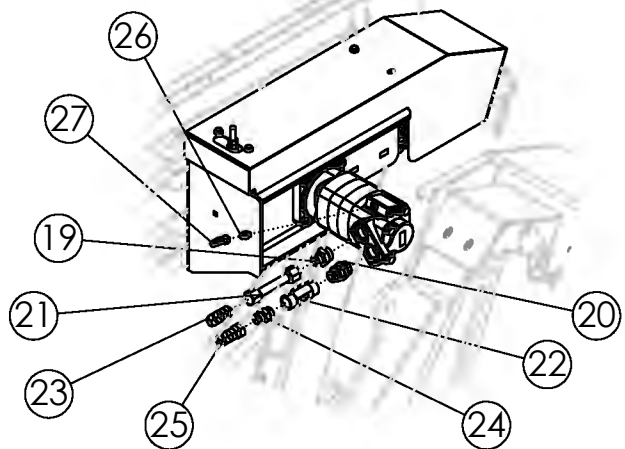
**FRONT**



**REAR**

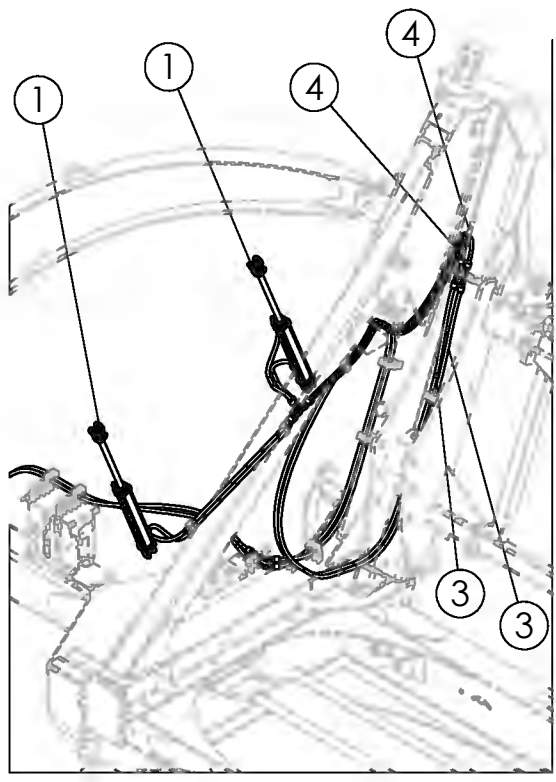
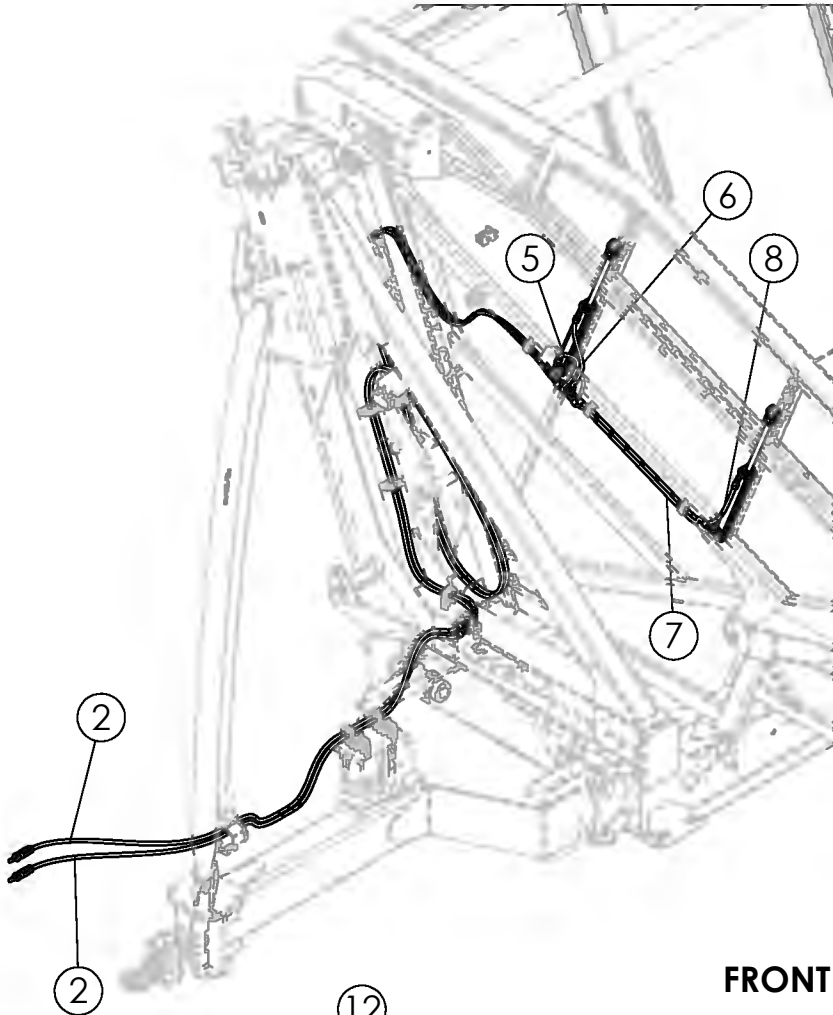


**TO TRACTOR**

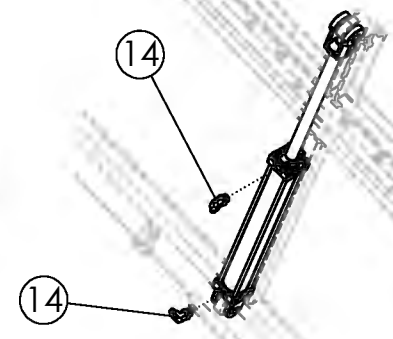
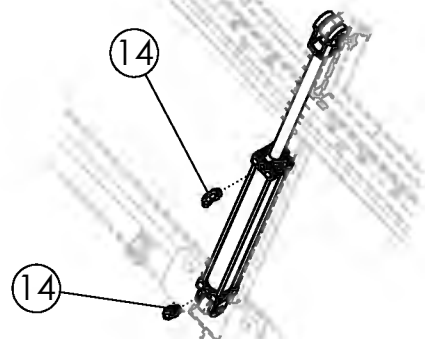
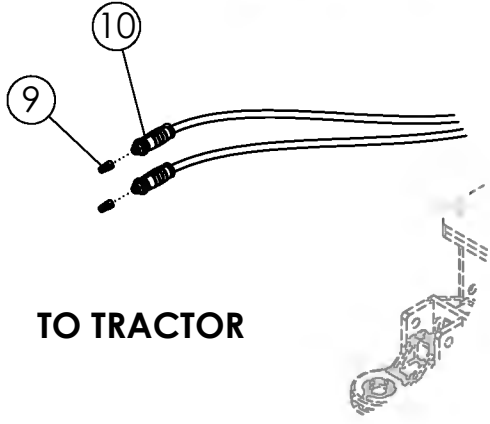
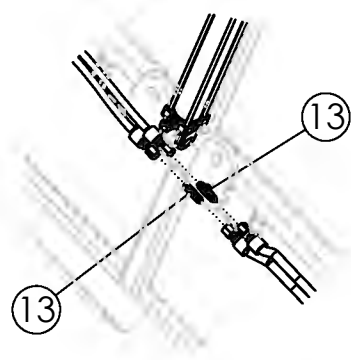
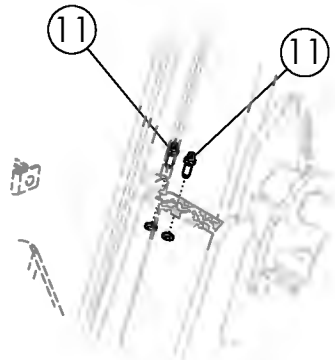
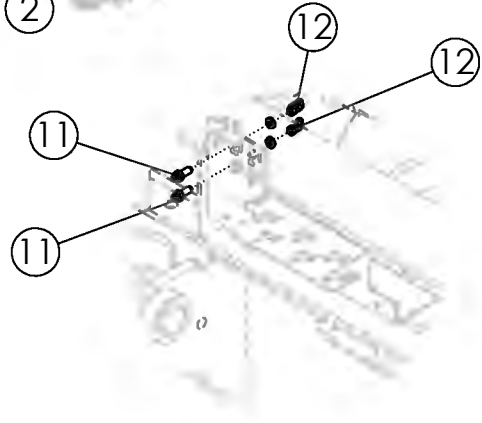


## REAR MOTOR HYDRAULICS

ITEM	PART NO.	DESCRIPTION	QTY
1	319054	ASSY-FLOOR CHAIN MOTORS	1
2	318815	HOSE: .75 X 180 12MB-12FJX	2
3	318825	HOSE: .75 X 242 12FJX-12FJX	2
4	318822	HOSE: .75 X 106 12FJX-12FJX	2
5	318826	HOSE: .38 X 234 6FJX-6FJX	1
6	318824	HOSE: .38 X 112 6FJX-6FJX	1
7	318837	HOSE: .38 X 190 8MB-6FJX	1
8	318834	HOSE: .75 X 296 12FJX-12FJX	2
9	318835	HOSE: .38 X 296 6FJX-6FJX	1
10	36290	PIONEER TIP 8010-15P (#8 ORB)	2
11	319333	FTG-ADAPTER: 8MB-12FB	2
12	303764	HYD LABEL: .75 BLACK/GRAY SET	1
13	69119	FTG-CASE DRAIN 3/8 FLAT FACE (NON-SPILL)	1
14	319337	FTG-BULKHEAD: 12MJ-12MJ-90	4
15	319335	FTG-BULKHEAD: 6MJ-6MJ-6MJ	1
16	319338	FTG-BULKHEAD: 6MJ-6MJ-90	1
17	332918	FTG-BULKHEAD: 12MJ-12MJ	2
18	319339	FTG-BULKHEAD: 6MJ-6MJ	1
19	58982	FTG-ADAPTER: 16MB-12MJ	1
20	319089	FTG-ADAPTER: 16MB-12MB	1
21	63471	ASSY-TUBE LINE .75 X 5.25 0-0	1
22	319088	VALVE-CHECK: 12FB-12FB	1
23	319334	FTG-ELBOW: 12MJ-12MJ-45	1
24	65918	FTG-ADAPTER: 12MB-12MJ	1
25	62014	FTG-ELBOW: 12MJ-12FJX-45	1
26	300245	FTG-ADAPTER: 4MB-6MJ	1
27	301538	FTG-ELBOW: 6MJ-6FJX-45	1



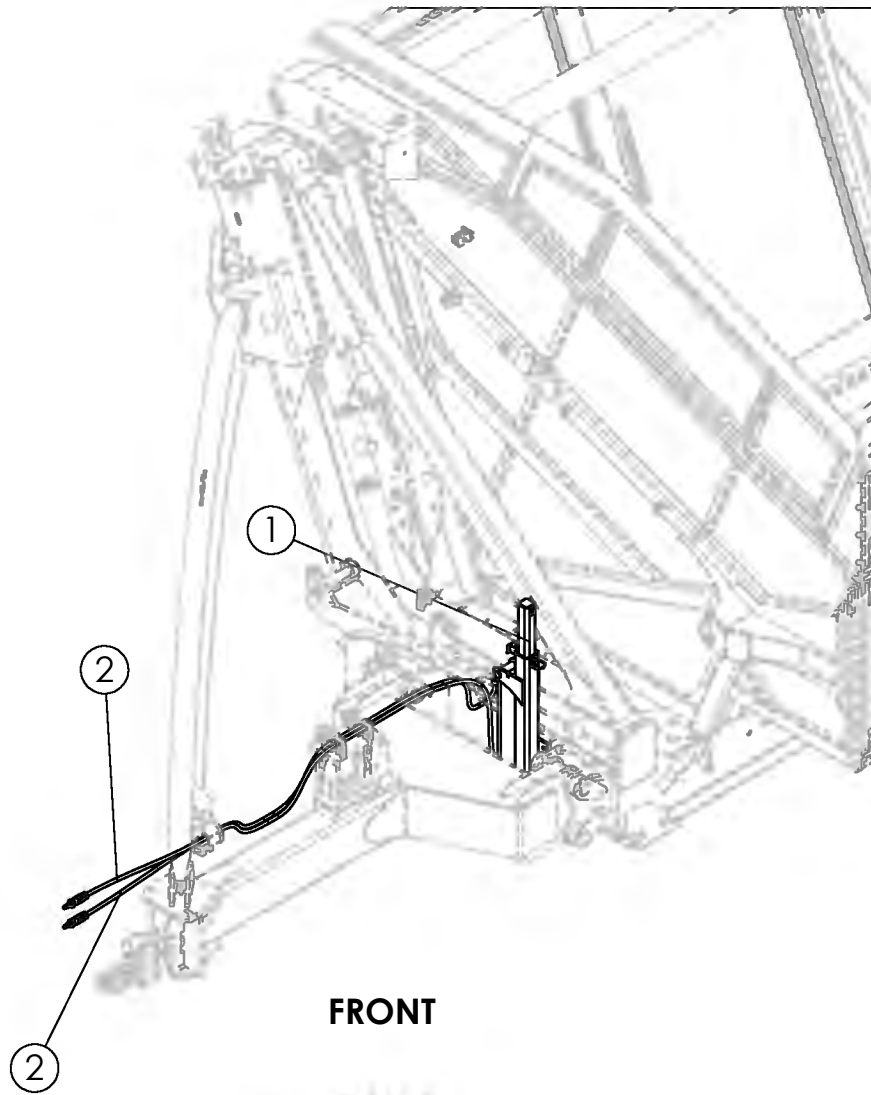
**FRONT**



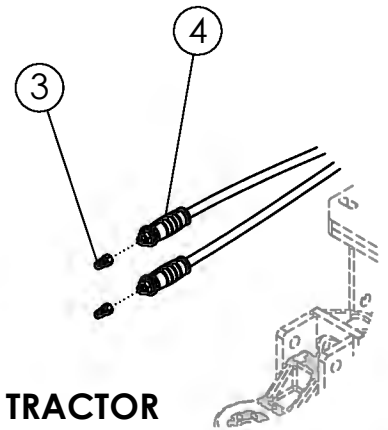
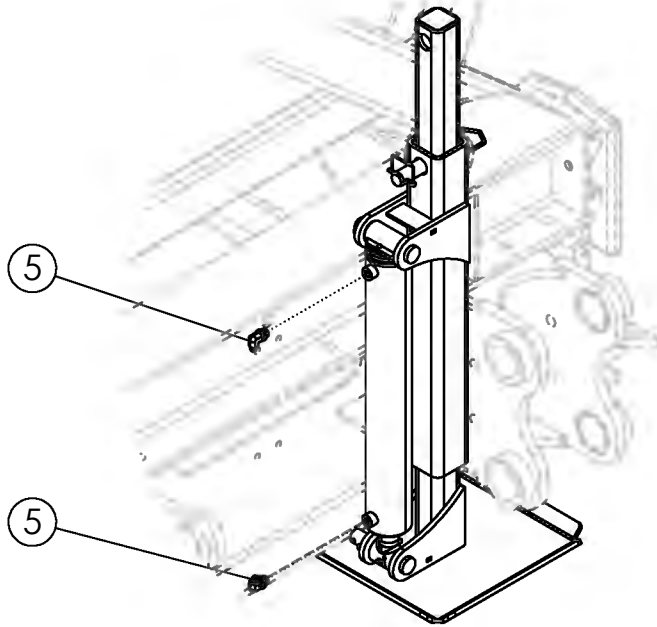
## TANK DOOR HYDRAULICS

ITEM	PART NO.	DESCRIPTION	QTY
1	318892	CYLINDER-HYD 2 X 16 (TIE-ROD)	2
2	318827	HOSE: .38 X 180 8MB-6FJX	2
3	318828	HOSE: .38 X 217 6FJX-6FJX	2
4	318829	HOSE: .38 X 080 6FJX-6FJX	2
5	318830	HOSE: .38 X 020 6FJX-6FJX	1
6	318831	HOSE: .38 X 028 6FJX-6FJX	1
7	318832	HOSE: .38 X 056 6FJX-6FJX	1
8	318833	HOSE: .38 X 071 6FJX-6FJX	1
9	36290	PIONEER TIP 8010-15P (#8 ORB)	2
10	301920	HYD LABEL: .50 ORANGE/GRAY SET	1
11	319339	FTG-BULKHEAD: 6MJ-6MJ	4
12	301538	FTG-ELBOW: 6MJ-6FJX-45	2
13	63890	FTG-TEE: 6MJ-6MJ-6MJ	2
14	58557	FTG-ELBOW: 8MB-6MJ-90	4





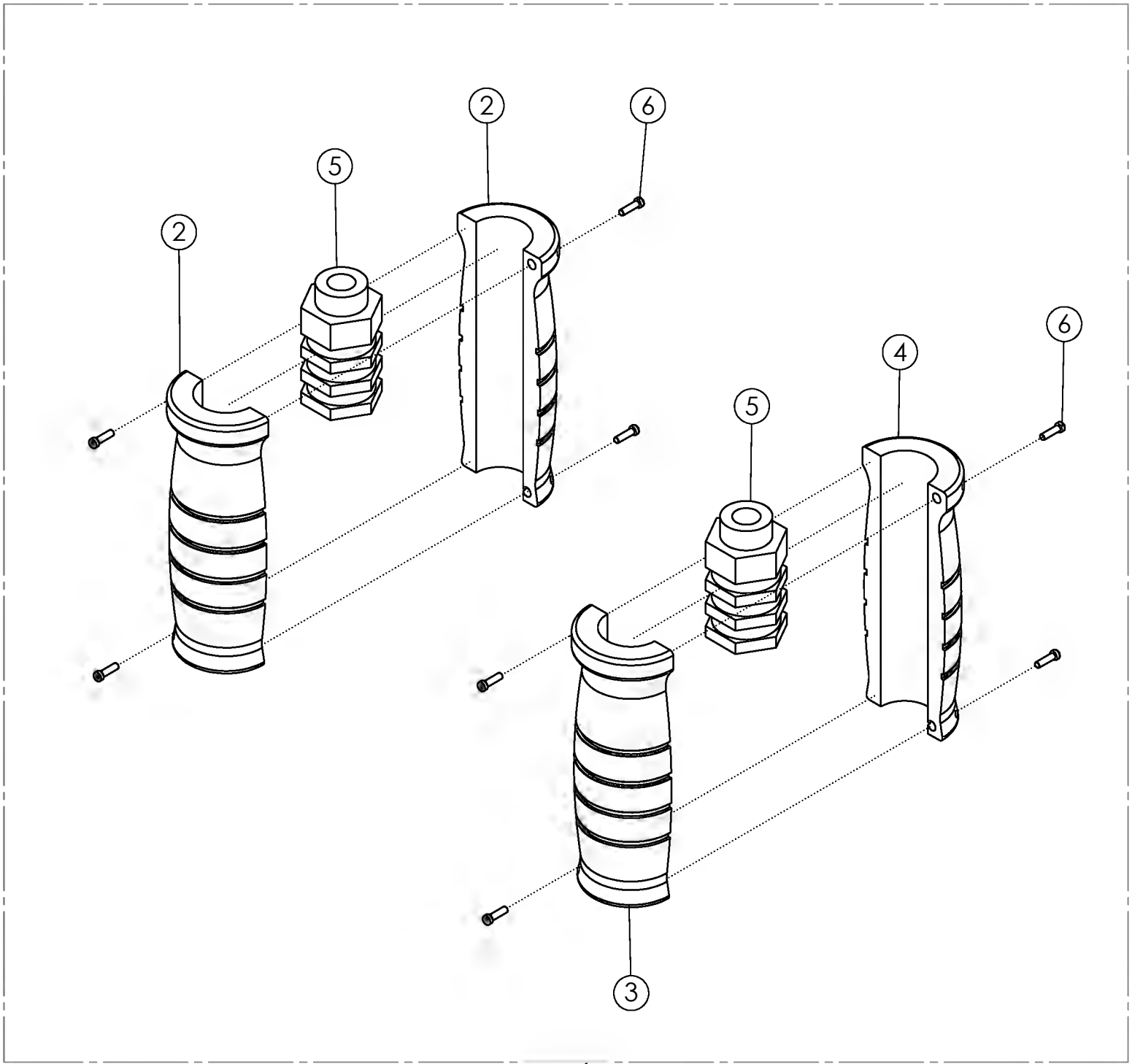
**FRONT**



**TO TRACTOR**

## JACK HYDRAULICS

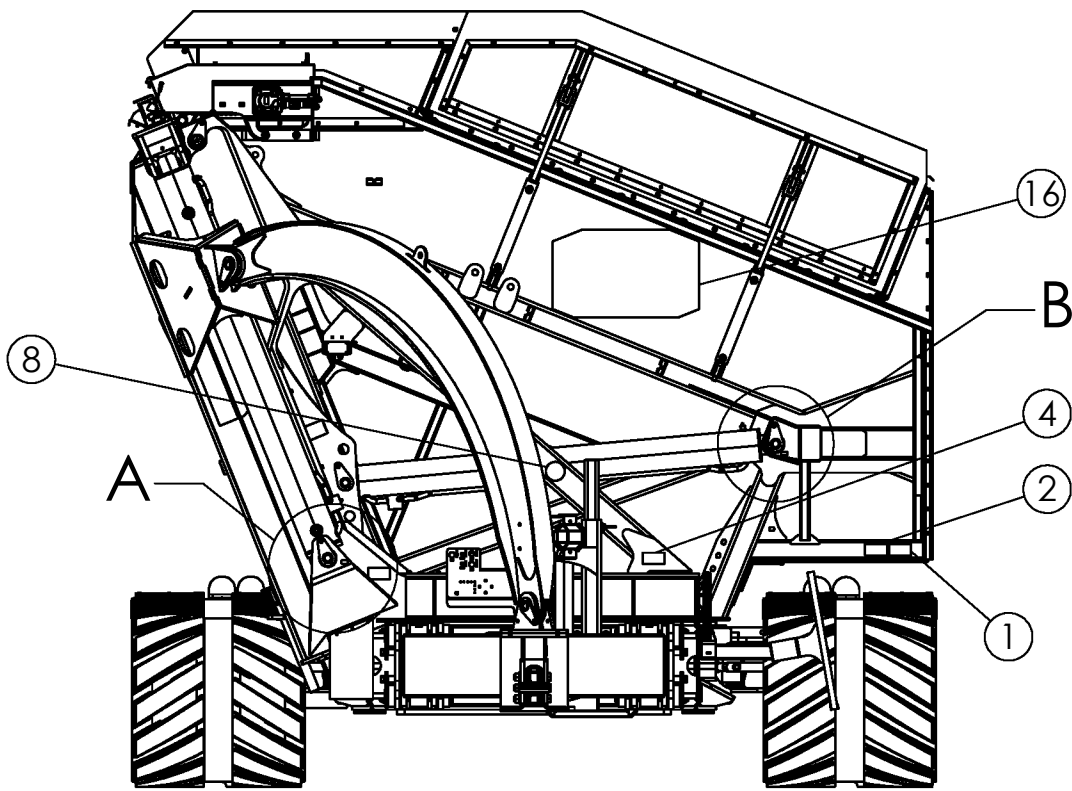
ITEM	PART NO.	DESCRIPTION	QTY
1	318086	ASSY-HYDRAULIC JACK	1
2	318827	HOSE: .38 X 180 8MB-6FJX	2
3	36290	PIONEER TIP 8010-15P (#8 ORB)	2
4	301902	HYD LABEL: .50 BLUE/GRAY SET	1
5	58557	FTG-ELBOW: 8MB-6MJ-90	2



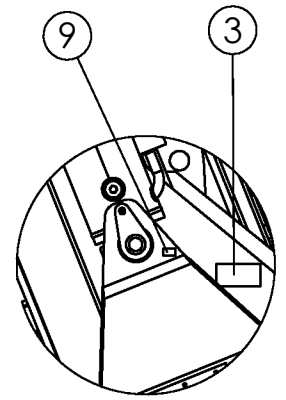


## HYDRAULIC LABEL ASSY

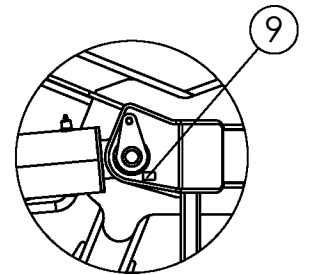
ITEM	PART NO.	DESCRIPTION	QTY
1	301923	HYD LABEL: .75 GREEN/GRAY SET	1
	301928	HYD LABEL: .75 YELLOW/GRAY SET	
	302303	HYD LABEL: .75 RED/GRAY SET	
	303764	HYD LABEL: .75 BLACK/GRAY SET	
	301920	HYD LABEL: .50 ORANGE/GRAY SET	
	301902	HYD LABEL: .50 BLUE/GRAY SET	
2	301925	HYD LABEL: .75 GREEN HALF EXTEND	2
	301929	HYD LABEL: .75 YELLOW HALF EXTEND	
	302304	HYD LABEL: .75 RED HALF EXTEND	
	303765	HYD LABEL: .75 BLACK HALF EXTEND	
	301921	HYD LABEL: .50 ORANGE HALF EXTEND	
	301903	HYD LABEL: .50 BLUE HALF EXTEND	
3	301926	HYD LABEL: .75 GREEN HALF RETRACT	1
	301930	HYD LABEL: .75 YELLOW HALF RETRACT	
	302305	HYD LABEL: .75 RED HALF RETRACT	
	303766	HYD LABEL: .75 BLACK HALF RETRACT	
	301922	HYD LABEL: .50 ORANGE HALF RETRACT	
	301904	HYD LABEL: .50 BLUE HALF RETRACT	
4	301927	HYD LABEL: .75 GRAY HALF RETRACT	1
	301905	HYD LABEL: .50 GRAY HALF RETRACT	
5	301924	HYD LABEL: .75 CORE M & F O-RING	2
	301906	HYD LABEL: .50 CORE M & F O-RING	
6	301907	HYD LABEL: SET SCREW	8



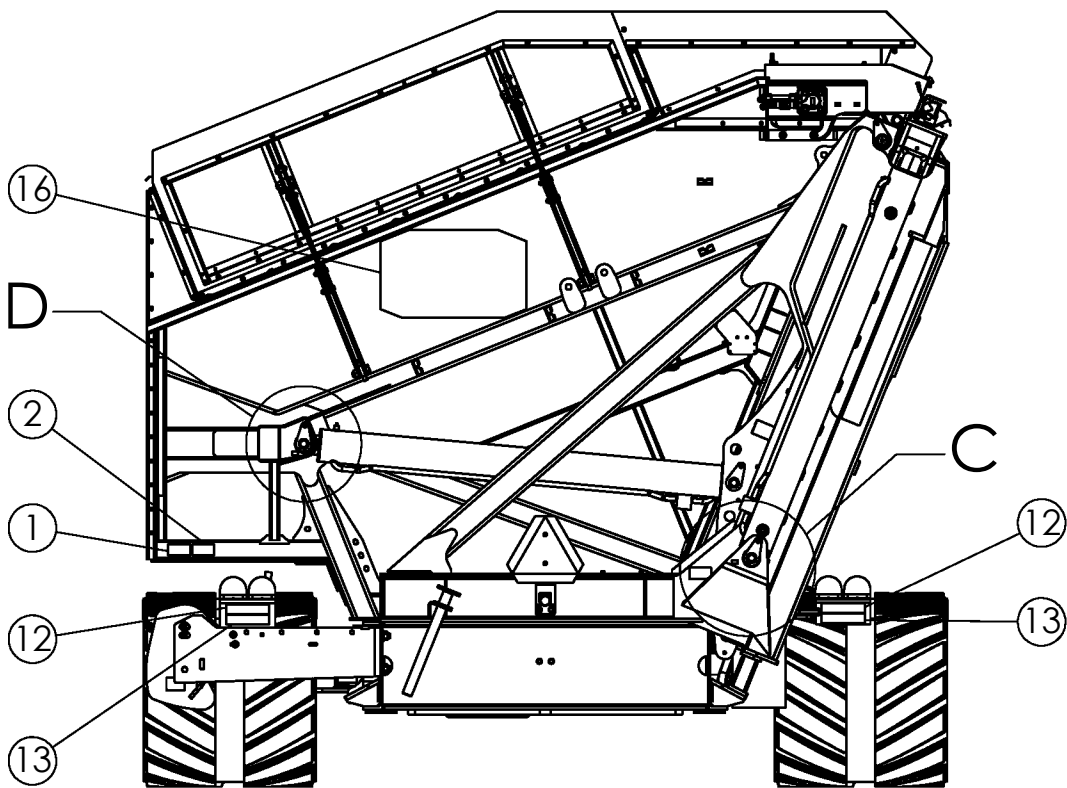
FRONT



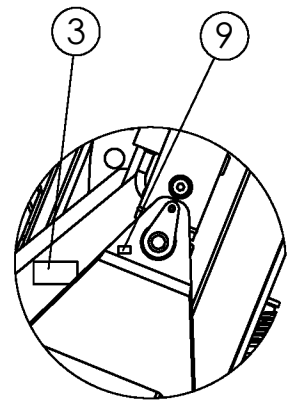
DETAIL A  
SCALE 1 : 20



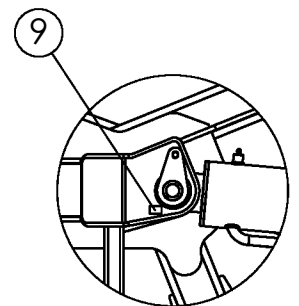
DETAIL B  
SCALE 1 : 20



REAR



DETAIL C  
SCALE 1 : 20



DETAIL D  
SCALE 1 : 20

# DECALS


1 997841 QTY 2



2 303265 QTY 2




3 997867 QTY 4




4 9971015 QTY 1



5 997859 QTY 1



6 997861 QTY 1



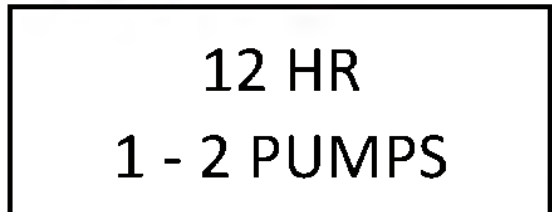
7 63465 QTY 1



8 9971018 QTY 1

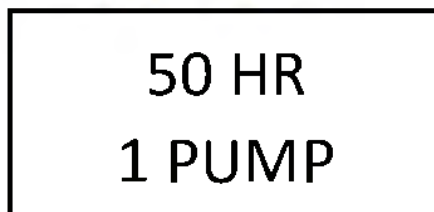


9 319014 QTY 13



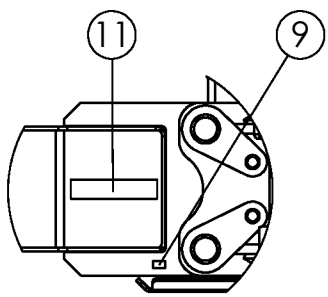
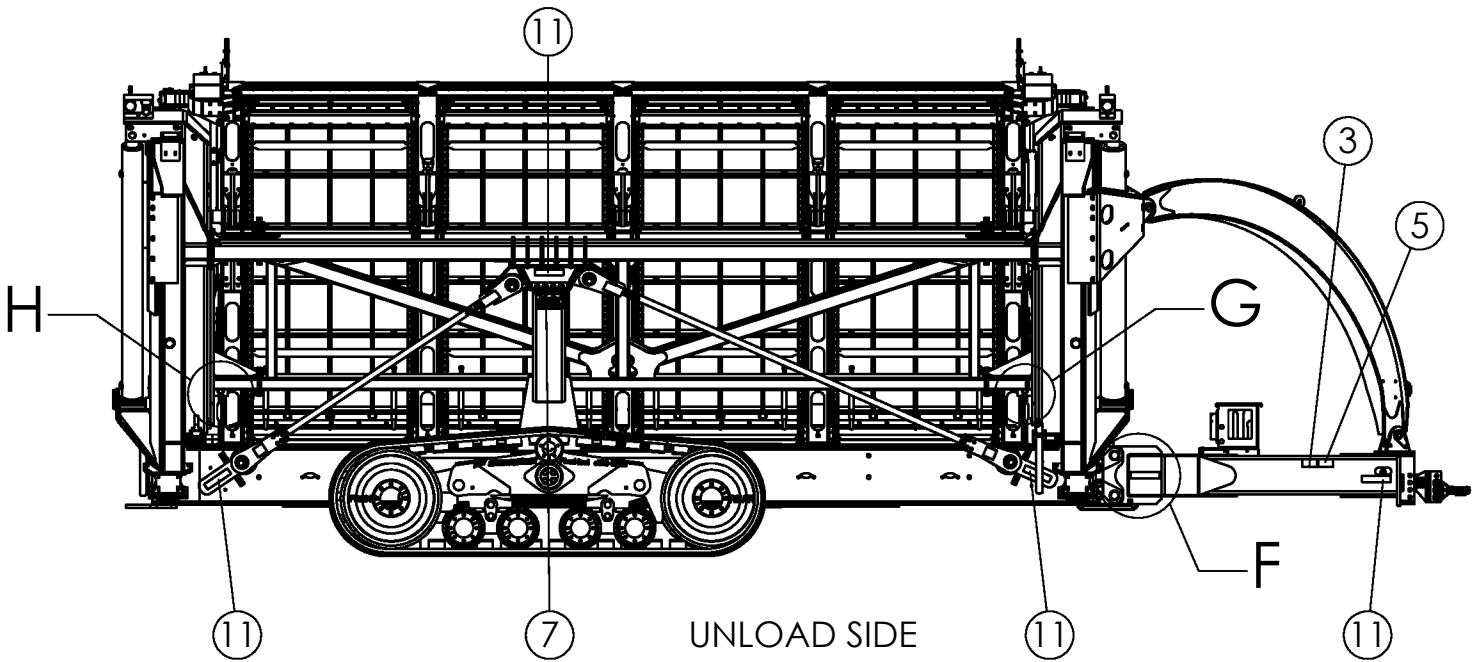
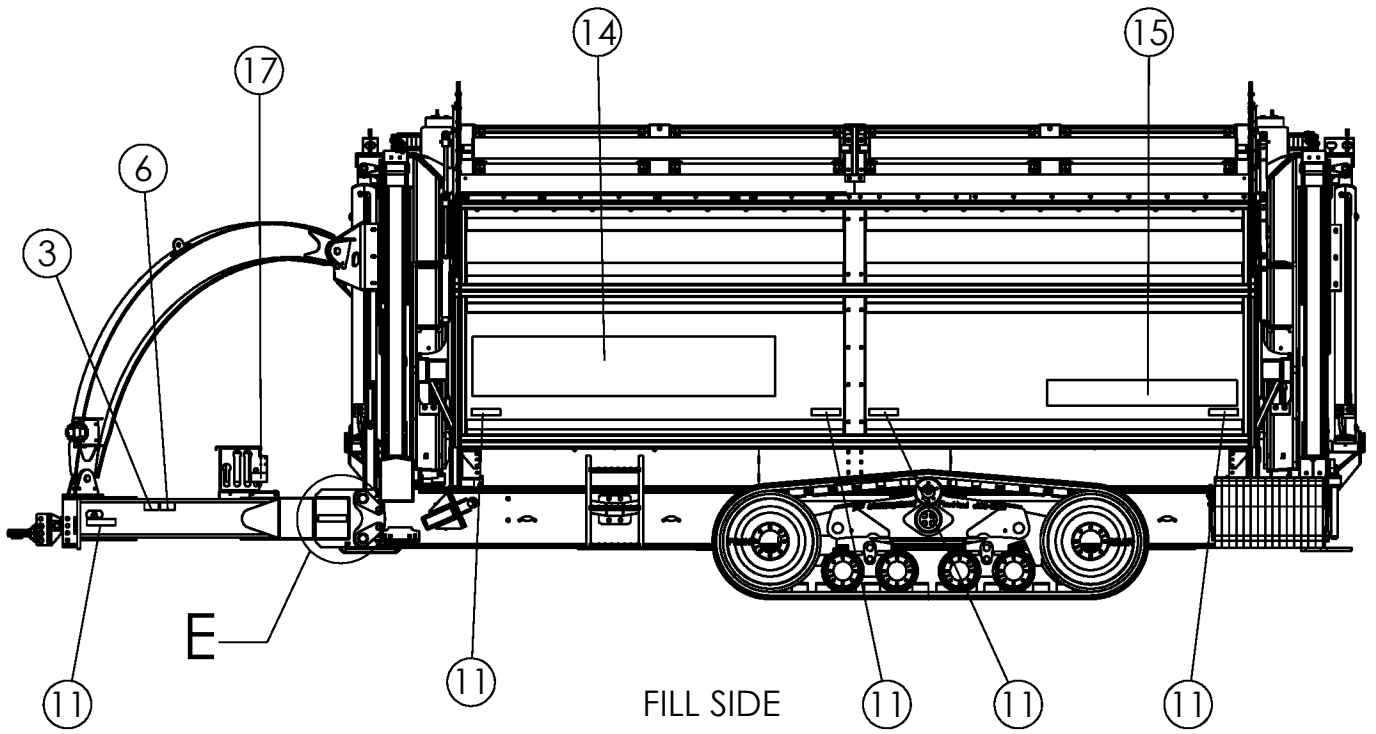
319014

10 319015 QTY 5

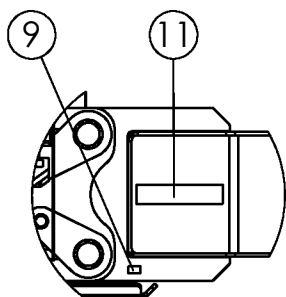


319015

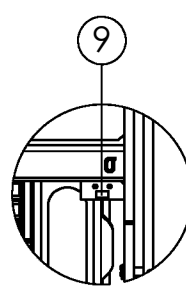
CONTINUED



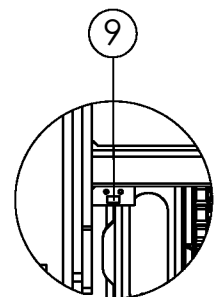
DETAIL E  
SCALE 1 : 20



DETAIL F  
SCALE 1 : 20




DETAIL G  
SCALE 1 : 20



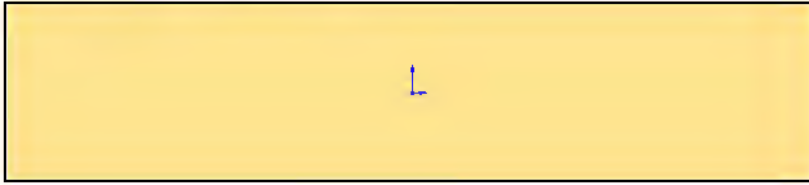
DETAIL H  
SCALE 1 : 20

# DECALS (CONTINUED)

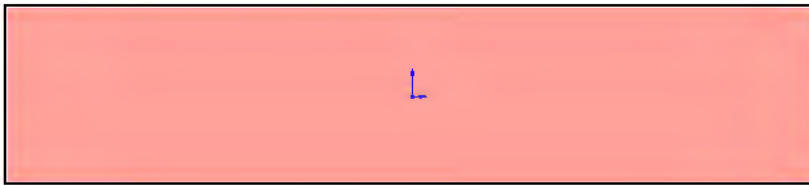
11 65331 QTY 11



12 65332 QTY 2



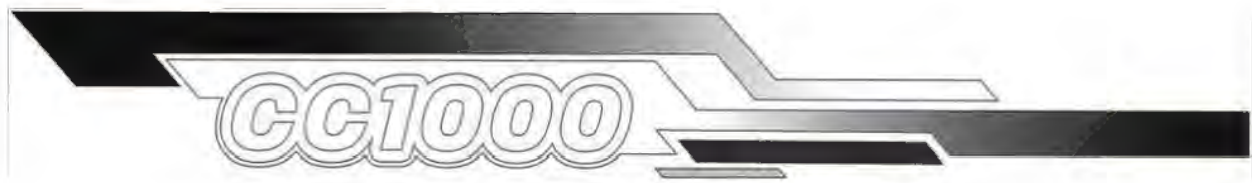
13 65330 QTY 2



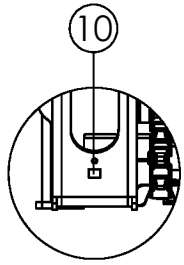
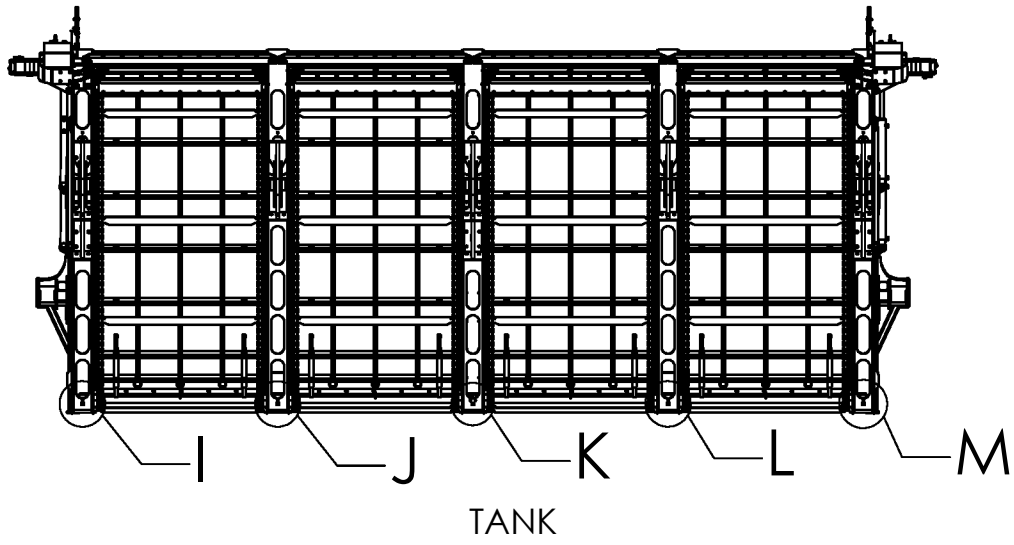
14 318694 QTY 1



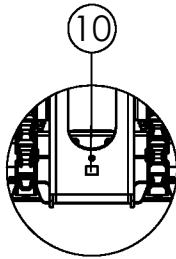
15 318695 QTY 1



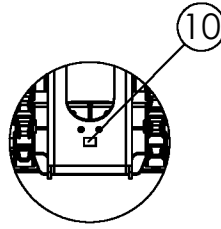
CONTINUED



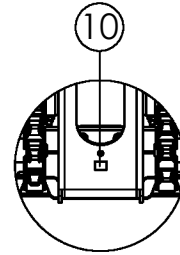
DETAIL I  
SCALE 1 : 16



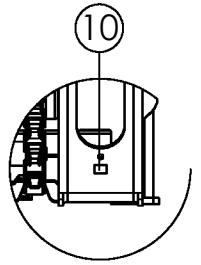
DETAIL J  
SCALE 1 : 16



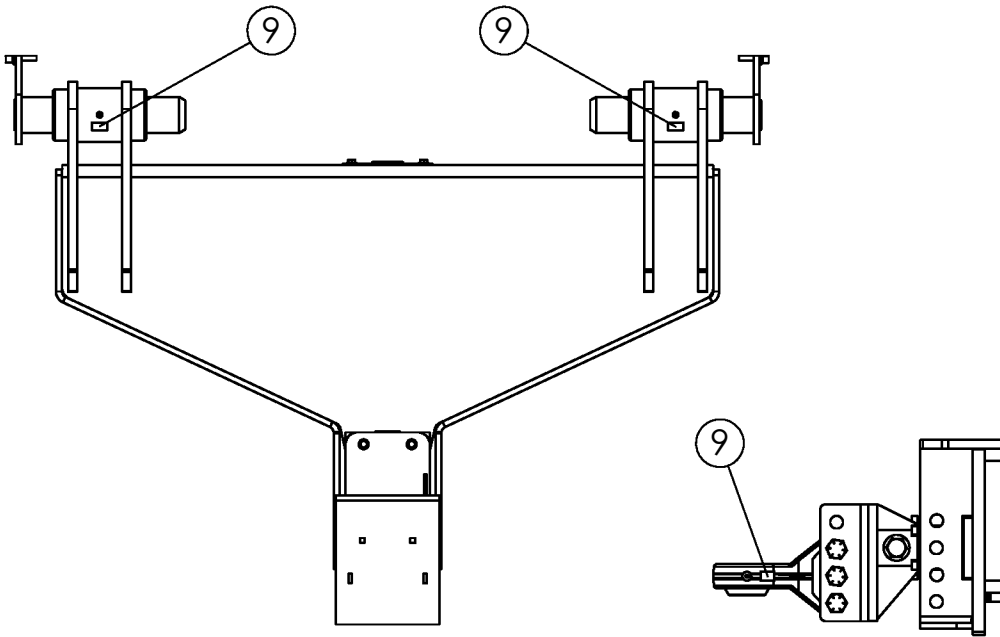
DETAIL K  
SCALE 1 : 16



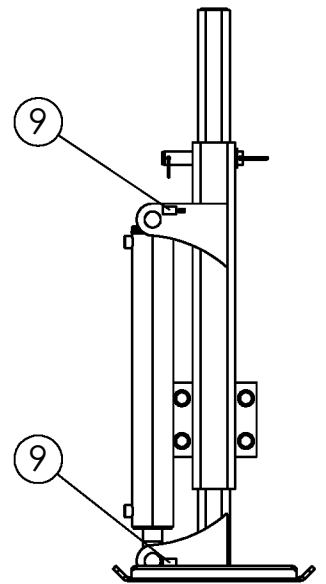
DETAIL L  
SCALE 1 : 16



DETAIL M  
SCALE 1 : 16



HITCH



HYDRAULIC JACK

# DECALS (CONTINUED)

16 318696 QTY 2



17 319013 QTY 1

## CC1000 HOSE CHART

Green	Lift Cylinders
Yellow	Tilt Cylinders
Red	Front Floor Chain
Black	Rear Floor Chain
Blue	Hydraulic Jack
Orange	Flip Down Tank Door
None	Case Drain

PN: 319013